

DVA PROJECTED BENEFICIARY NUMBERS WITH ACTUALS TO 30 JUNE 2024 - AUSTRALIA

Executive Summary of DVA Beneficiaries in Receipt of Pension(s), Allowance(s) or Health Care

| BENEFICIARY CATEGORY   | ACTUAL DATA    |                |                |                |                |                |                |                |                |                |                |                |                |                |                |                | FORECAST DATA  |                |                |                |                |                |                |                |                |  |
|--|----------------|----------------|----------------|----------------|----------------|----------------|----------------|----------------|----------------|----------------|----------------|----------------|----------------|----------------|----------------|----------------|----------------|----------------|----------------|----------------|----------------|----------------|----------------|----------------|----------------|--|
|  | June 2010      | June 2011      | June 2012      | June 2013      | June 2014      | June 2015      | June 2016      | June 2017      | June 2018      | June 2019      | June 2020      | June 2021      | June 2022      | June 2023      | June 2024      | June 2025      | June 2026      | June 2027      | June 2028      | June 2029      | June 2030      | June 2031      | June 2032      | June 2033      | June 2034      |  |
| <b>Veterans :</b>  |                |                |                |                |                |                |                |                |                |                |                |                |                |                |                |                |                |                |                |                |                |                |                |                |                |  |
| Disability Compensation Payment Recipients*                                  | 122,355        | 116,498        | 110,644        | 105,705        | 101,059        | 96,493         | 92,374         | 88,974         | 85,811         | 83,363         | 81,918         | 80,252         | 77,967         | 76,126         | 75,727         | 74,100         | 72,500         | 71,100         | 69,600         | 68,100         | 66,500         | 64,900         | 63,200         | 61,500         | 59,700         |  |
| Age Pension Veterans (Included Above)  | 3,006          | 2,771          | 2,562          | 2,405          | 2,244          | 2,151          | 2,097          | 2,026          | 1,940          | 2,058          | 2,096          | 2,148          | 2,335          | 2,473          | 2,509          | 2,600          | 2,700          | 2,800          | 3,000          | 3,100          | 3,200          | 3,400          | 3,500          | 3,600          | 3,700          |  |
| Service Pension Veterans   | 95,363         | 88,652         | 82,229         | 76,523         | 71,266         | 66,016         | 61,504         | 55,641         | 52,011         | 48,958         | 46,244         | 43,844         | 41,481         | 39,216         | 37,280         | 35,300         | 33,300         | 31,400         | 29,600         | 27,700         | 25,900         | 24,100         | 22,300         | 20,500         | 18,800         |  |
| Disability Compensation Payment Recipient & Service Pension Veteran Overlap* | 62,077         | 58,300         | 54,638         | 51,371         | 48,307         | 45,206         | 42,542         | 38,738         | 36,604         | 34,688         | 32,988         | 31,454         | 29,904         | 28,355         | 26,929         | 25,500         | 24,000         | 22,600         | 21,100         | 19,700         | 18,200         | 16,800         | 15,400         | 13,900         | 12,500         |  |
| Treatment Cards, Allowances or Accepted Disabilities Only**                  | 20,353         | 19,803         | 19,974         | 20,383         | 51,867         | 53,713         | 55,968         | 59,194         | 64,606         | 86,032         | 130,372        | 147,589        | 165,842        | 178,732        | 190,236        | 201,000        | 211,100        | 220,400        | 229,100        | 237,100        | 244,500        | 251,400        | 257,800        | 263,900        | 269,600        |  |
| MRCA Veterans  | n/a            | n/a            | n/a            | n/a            | 16,732         | 19,561         | 22,337         | 25,596         | 29,612         | 36,875         | 43,169         | 48,985         | 53,672         | 60,621         | 72,694         | 79,900         | 87,000         | 94,000         | 100,800        | 107,600        | 114,200        | 120,800        | 127,200        | 133,500        | 139,600        |  |
| DRCA Veterans  | n/a            | n/a            | n/a            | n/a            | 50,223         | 50,757         | 51,388         | 52,019         | 52,588         | 54,242         | 56,341         | 57,679         | 59,342         | 61,155         | 64,182         | 65,700         | 67,300         | 68,800         | 70,300         | 71,700         | 72,900         | 73,900         | 74,800         | 75,400         | 75,900         |  |
| <b>Total Veterans</b>  | <b>175,994</b> | <b>166,653</b> | <b>158,209</b> | <b>151,240</b> | <b>175,934</b> | <b>171,016</b> | <b>167,304</b> | <b>165,071</b> | <b>165,824</b> | <b>183,665</b> | <b>225,546</b> | <b>240,231</b> | <b>255,386</b> | <b>265,719</b> | <b>276,314</b> | <b>284,900</b> | <b>293,000</b> | <b>300,400</b> | <b>307,100</b> | <b>313,200</b> | <b>318,700</b> | <b>323,700</b> | <b>328,100</b> | <b>332,000</b> | <b>335,500</b> |  |
| <b>Dependants :</b>  |                |                |                |                |                |                |                |                |                |                |                |                |                |                |                |                |                |                |                |                |                |                |                |                |                |  |
| Service Pension Dependants   | 83,879         | 78,716         | 73,827         | 69,174         | 64,902         | 60,631         | 56,670         | 51,329         | 47,928         | 45,071         | 42,520         | 40,216         | 37,737         | 35,337         | 33,296         | 31,200         | 29,200         | 27,400         | 25,600         | 23,900         | 22,300         | 20,800         | 19,400         | 18,100         | 16,800         |  |
| War Widow(er)s   | 101,090        | 96,761         | 91,925         | 86,865         | 81,531         | 75,536         | 69,960         | 64,500         | 59,001         | 53,899         | 49,000         | 44,391         | 40,101         | 36,013         | 32,818         | 29,900         | 27,400         | 25,300         | 23,700         | 22,300         | 21,200         | 20,200         | 19,400         | 18,700         | 18,000         |  |
| Orphans  | 190            | 187            | 179            | 171            | 177            | 173            | 150            | 157            | 155            | 150            | 136            | 143            | 155            | 167            | 158            | 160            | 170            | 160            | 160            | 150            | 140            | 140            | 130            | 120            | 110            |  |
| Adequate Means of Support (AMS) ***  | 449            | 431            | 419            | 408            | 398            | 382            | 367            | 355            | 331            | 320            | 304            | 290            | 274            | 254            | 244            | 200            | 200            | 200            | 200            | 200            | 200            | 200            | 200            | 190            | 190            |  |
| Age Pension Partners   | 2,161          | 2,008          | 1,850          | 1,716          | 1,545          | 1,470          | 1,408          | 1,324          | 1,257          | 1,248          | 1,285          | 1,284          | 1,312          | 1,344          | 1,316          | 1,300          | 1,300          | 1,300          | 1,300          | 1,300          | 1,300          | 1,300          | 1,200          | 1,200          | 1,200          |  |
| Commonwealth Seniors Health Cards (CSHC) Dependants                          | 4,153          | 4,100          | 3,849          | 3,694          | 3,214          | 3,055          | 2,835          | 4,449          | 2,660          | 2,621          | 2,475          | 2,277          | 2,136          | 2,006          | 1,873          | 1,700          | 1,600          | 1,500          | 1,400          | 1,300          | 1,200          | 1,100          | 1,100          | 1,000          | 900            |  |
| Defence Force Income Support Supplement (DFISA) Dependants ****              | 7,282          | 6,974          | 6,567          | 6,228          | 5,879          | 5,811          | 5,711          | 5,460          | 5,404          | 5,540          | 5,476          | 5,515          | 0              | 0              | 0              | 0              | 0              | 0              | 0              | 0              | 0              | 0              | 0              | 0              | 0              |  |
| MRCA Dependants  | n/a            | n/a            | n/a            | n/a            | 158            | 177            | 188            | 219            | 252            | 294            | 336            | 385            | 433            | 483            | 563            | 600            | 700            | 800            | 800            | 900            | 900            | 1,000          | 1,000          | 1,000          | 1,100          |  |
| Other Dependants   | 411            | 425            | 530            | 590            | 2,607          | 2,513          | 2,526          | 2,477          | 2,671          | 2,860          | 4,375          | 4,716          | 4,922          | 5,380          | 6,340          | 6,700          | 7,000          | 7,300          | 7,500          | 7,700          | 7,900          | 8,000          | 8,000          | 8,000          | 7,800          |  |
| Total Overlap Between Dependant Categories                                   | 4,230          | 4,036          | 3,766          | 3,513          | 3,028          | 2,827          | 2,659          | 3,050          | 2,301          | 2,240          | 2,101          | 1,972          | 1,012          | 895            | 845            | 800            | 700            | 600            | 500            | 500            | 500            | 400            | 400            | 400            | 300            |  |
| <b>Total Dependants</b>  | <b>195,385</b> | <b>185,566</b> | <b>175,380</b> | <b>165,333</b> | <b>157,383</b> | <b>146,921</b> | <b>137,156</b> | <b>127,220</b> | <b>117,358</b> | <b>109,760</b> | <b>103,806</b> | <b>97,245</b>  | <b>86,058</b>  | <b>80,089</b>  | <b>75,763</b>  | <b>71,100</b>  | <b>66,900</b>  | <b>63,300</b>  | <b>60,100</b>  | <b>57,200</b>  | <b>54,700</b>  | <b>52,300</b>  | <b>50,100</b>  | <b>48,000</b>  | <b>45,800</b>  |  |
| <b>Total Veterans and Total Dependants Overlap</b>                           | <b>3,564</b>   | <b>3,290</b>   | <b>2,968</b>   | <b>2,693</b>   | <b>1,590</b>   | <b>1,366</b>   | <b>1,172</b>   | <b>1,006</b>   | <b>894</b>     | <b>844</b>     | <b>1,042</b>   | <b>1,066</b>   | <b>963</b>     | <b>941</b>     | <b>960</b>     | <b>1,000</b>   | <b>1,000</b>   | <b>1,000</b>   | <b>1,100</b>   | <b>1,100</b>   | <b>1,100</b>   | <b>1,200</b>   | <b>1,200</b>   | <b>1,200</b>   | <b>1,300</b>   |  |
| <b>Nett Total Clients *****</b>  | <b>367,815</b> | <b>348,929</b> | <b>330,621</b> | <b>313,880</b> | <b>331,727</b> | <b>316,571</b> | <b>303,288</b> | <b>291,285</b> | <b>282,314</b> | <b>292,674</b> | <b>328,310</b> | <b>336,410</b> | <b>340,481</b> | <b>344,867</b> | <b>351,117</b> | <b>355,000</b> | <b>358,900</b> | <b>362,600</b> | <b>366,100</b> | <b>369,300</b> | <b>372,300</b> | <b>374,800</b> | <b>377,000</b> | <b>378,700</b> | <b>380,000</b> |  |

\* Starting on 1 January 2022, the Disability Pension has been renamed to the Disability Compensation Payment. This was done to reflect the fact that the Disability Pension is not an income support pension but is instead a compensation payment.

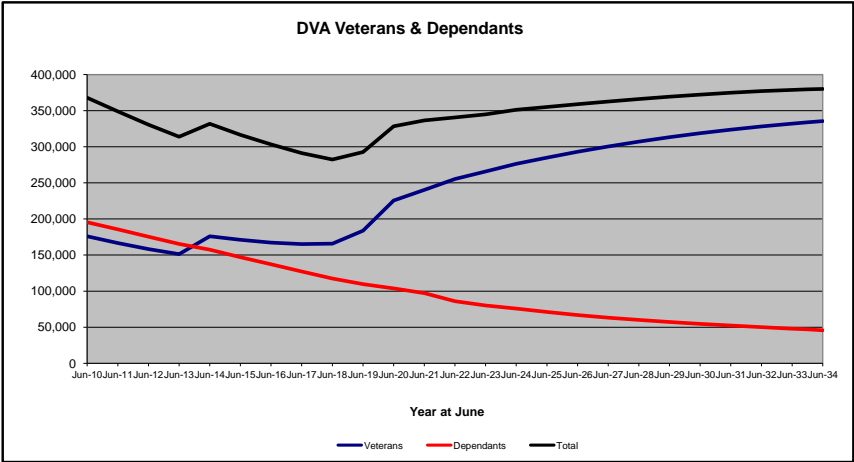
\*\* Please note that the "Treatment Cards, Allowances or Accepted Disabilities Only" category counts all DVA veteran clients, excluding recipients of the Veteran Service Pension or Disability Compensation Payment (DCP).

\*\*\* Adequate Means of Support Pensions (AMS) were granted prior to 6 June 1985. AMS is paid by DVA if the death of an ex-service man or woman is accepted to have been due to war service, and that person's death left a dependant or other near relative without adequate means of support.

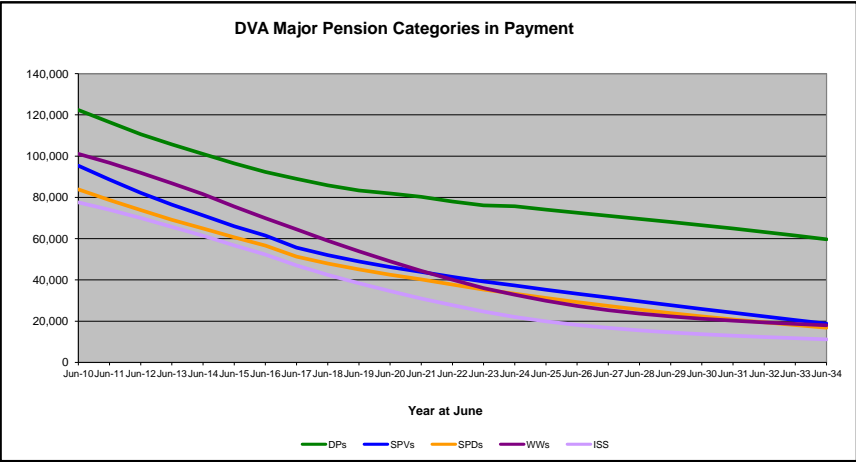
\*\*\*\* DFISA was abolished on 1 January 2022, since the payment became redundant when DVA's Disability Compensation Payment and some other relevant DVA payments were exempted from means tests for social security income support.

\*\*\*\*\* From June 2014 this report contains a more complete count of total DVA clients. The previous count; Net Total Beneficiaries; included all persons receiving a VEA pension/allowance or holding a treatment or pharmaceutical entitlement card.

In contrast, the Nett Total Client count also includes any veteran with one or more service related disabilities accepted under the DRCA or the MRCA as well as dependent children of veterans currently receiving student payments under the VCES or MRCAETS.



Date of Most Recent Actual Data : 28 June 2024



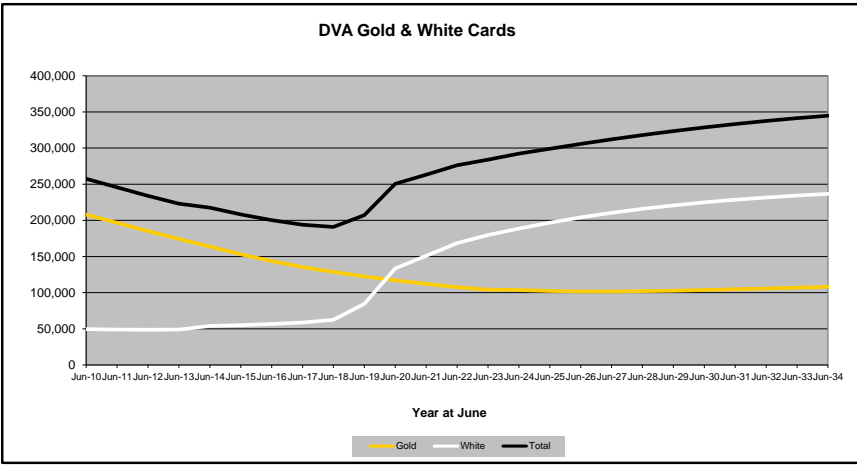
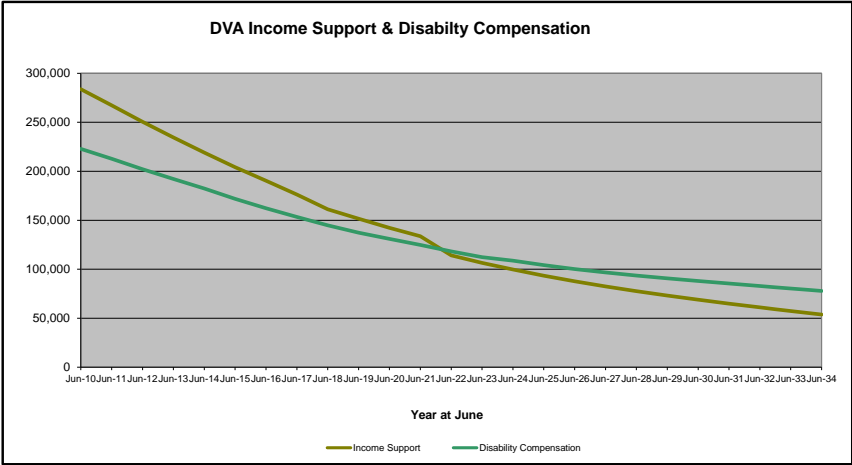
Continued next page

DVA PROJECTED BENEFICIARY NUMBERS WITH ACTUALS TO 30 JUNE 2024 - AUSTRALIA

Executive Summary of DVA Beneficiaries in Receipt of Pension(s), Allowance(s) or Health Care

| BENEFICIARY CATEGORY<br>(Subsets of Net Total Beneficiaries on Previous Page) | ACTUAL DATA |           |           |           |           |           |           |           |           |           |           |           |           |           |           |           | FORECAST DATA |           |           |           |           |           |           |           |           |  |
|---|-------------|-----------|-----------|-----------|-----------|-----------|-----------|-----------|-----------|-----------|-----------|-----------|-----------|-----------|-----------|-----------|---------------|-----------|-----------|-----------|-----------|-----------|-----------|-----------|-----------|--|
|   | June 2010   | June 2011 | June 2012 | June 2013 | June 2014 | June 2015 | June 2016 | June 2017 | June 2018 | June 2019 | June 2020 | June 2021 | June 2022 | June 2023 | June 2024 | June 2025 | June 2026     | June 2027 | June 2028 | June 2029 | June 2030 | June 2031 | June 2032 | June 2033 | June 2034 |  |
| Health Treatment Card Holders :   |             |           |           |           |           |           |           |           |           |           |           |           |           |           |           |           |               |           |           |           |           |           |           |           |           |  |
| Gold Cards  | 207,945     | 196,619   | 185,031   | 174,168   | 163,578   | 153,033   | 143,635   | 135,263   | 128,517   | 122,536   | 117,072   | 112,146   | 107,665   | 104,148   | 103,737   | 102,300   | 101,700       | 101,700   | 102,100   | 102,800   | 103,700   | 104,700   | 105,800   | 107,000   | 108,100   |  |
| White Cards   | 49,621      | 48,986    | 48,769    | 49,013    | 53,984    | 55,148    | 56,610    | 58,705    | 62,450    | 84,624    | 133,539   | 151,019   | 168,540   | 179,759   | 188,607   | 196,900   | 204,100       | 210,400   | 215,900   | 220,700   | 224,900   | 228,600   | 231,700   | 234,400   | 236,700   |  |
| Total Health Treatment Cards  | 257,566     | 245,605   | 233,800   | 223,181   | 217,562   | 208,181   | 200,245   | 193,968   | 190,967   | 207,160   | 250,611   | 263,165   | 276,205   | 283,907   | 292,344   | 299,200   | 305,800       | 312,000   | 317,900   | 323,500   | 328,600   | 333,300   | 337,600   | 341,400   | 344,800   |  |
|   |             |           |           |           |           |           |           |           |           |           |           |           |           |           |           |           |               |           |           |           |           |           |           |           |           |  |
| Repatriation Pharmaceutical Benefits Cards (Orange Cards)                     | 10,614      | 9,293     | 7,996     | 6,817     | 5,744     | 4,709     | 3,799     | 3,024     | 2,315     | 1,774     | 1,330     | 981       | 659       | 444       | 303       | 200       | 130           | 80        | 50        | 30        | 10        | 10        | 0         | 0         | 0         |  |
|   |             |           |           |           |           |           |           |           |           |           |           |           |           |           |           |           |               |           |           |           |           |           |           |           |           |  |
| Other Income Support Categories:  |             |           |           |           |           |           |           |           |           |           |           |           |           |           |           |           |               |           |           |           |           |           |           |           |           |  |
| Income Support Supplement   | 77,584      | 73,970    | 69,989    | 65,730    | 61,463    | 56,725    | 52,292    | 47,036    | 42,464    | 38,403    | 34,571    | 30,984    | 27,730    | 24,662    | 22,010    | 19,900    | 18,200        | 16,700    | 15,500    | 14,500    | 13,700    | 13,000    | 12,300    | 11,700    | 11,200    |  |
| Age Pensioners  | 5,167       | 4,779     | 4,412     | 4,121     | 3,833     | 3,658     | 3,538     | 3,380     | 3,225     | 3,338     | 3,379     | 3,427     | 3,638     | 3,803     | 3,818     | 3,900     | 4,000         | 4,100     | 4,200     | 4,400     | 4,500     | 4,600     | 4,700     | 4,800     | 4,900     |  |
| Commonwealth Seniors Health Cards (CSHC)                                      | 7,269       | 7,014     | 6,428     | 6,069     | 5,150     | 4,698     | 4,321     | 7,222     | 4,098     | 4,092     | 3,954     | 3,670     | 3,549     | 3,466     | 3,328     | 3,200     | 3,000         | 2,900     | 2,700     | 2,600     | 2,500     | 2,400     | 2,300     | 2,200     | 2,100     |  |
| Defence Force Income Support Supplement (DFISA) (a)                           | 18,678      | 17,941    | 17,050    | 16,159    | 15,447    | 15,192    | 14,784    | 14,174    | 13,933    | 14,328    | 14,212    | 14,270    | 0         | 0         | 0         | 0         | 0             | 0         | 0         | 0         | 0         | 0         | 0         | 0         | 0         |  |
|   |             |           |           |           |           |           |           |           |           |           |           |           |           |           |           |           |               |           |           |           |           |           |           |           |           |  |
| Total Income Support Beneficiaries (b)  | 283,823     | 267,297   | 250,472   | 234,603   | 219,153   | 204,180   | 190,423   | 176,232   | 161,184   | 151,543   | 142,222   | 133,682   | 114,135   | 106,484   | 99,732    | 93,500    | 87,700        | 82,500    | 77,700    | 73,200    | 68,900    | 64,900    | 61,100    | 57,400    | 53,800    |  |
| Total Disability Compensation Beneficiaries (c)                               | 222,876     | 212,749   | 202,154   | 192,236   | 182,345   | 171,874   | 162,247   | 153,463   | 144,843   | 137,352   | 131,050   | 124,823   | 118,292   | 112,389   | 108,795   | 104,200   | 100,200       | 96,700    | 93,500    | 90,700    | 88,000    | 85,400    | 82,900    | 80,400    | 77,900    |  |

- (a) - DFISA was abolished on 1 January 2022, since the payment became redundant when DVA's Disability Compensation Payment and some other relevant DVA payments were exempted from means tests for social security income support.
- (b) - Includes veteran service pensions, dependant service pensions, income support supplement, age pensions, commonwealth seniors health cards and DFISA recipients.
- (c) - Includes disability, war widow, orphan and adequate means of support pensions.



Date of Most Recent Actual Data : 28 June 2024

DVA PROJECTED BENEFICIARY NUMBERS WITH ACTUALS TO 30 JUNE 2024 - NEW SOUTH WALES

Executive Summary of DVA Beneficiaries in Receipt of Pension(s), Allowance(s) or Health Care

| BENEFICIARY CATEGORY   | ACTUAL DATA    |                |                |               |               |               |               |               |               |               |               |               |               |               |               |               | FORECAST DATA |               |               |               |               |               |               |               |               |  |
|--|----------------|----------------|----------------|---------------|---------------|---------------|---------------|---------------|---------------|---------------|---------------|---------------|---------------|---------------|---------------|---------------|---------------|---------------|---------------|---------------|---------------|---------------|---------------|---------------|---------------|--|
|  | June 2010      | June 2011      | June 2012      | June 2013     | June 2014     | June 2015     | June 2016     | June 2017     | June 2018     | June 2019     | June 2020     | June 2021     | June 2022     | June 2023     | June 2024     | June 2025     | June 2026     | June 2027     | June 2028     | June 2029     | June 2030     | June 2031     | June 2032     | June 2033     | June 2034     |  |
| <b>Veterans :</b>  |                |                |                |               |               |               |               |               |               |               |               |               |               |               |               |               |               |               |               |               |               |               |               |               |               |  |
| Disability Compensation Payment Recipients*                                  | 36,510         | 34,235         | 31,988         | 30,119        | 28,257        | 26,502        | 24,873        | 23,504        | 22,243        | 21,198        | 20,509        | 19,805        | 18,944        | 18,182        | 17,860        | 17,200        | 16,700        | 16,100        | 15,600        | 15,100        | 14,600        | 14,100        | 13,600        | 13,100        | 12,600        |  |
| Age Pension Veterans (Included Above)  | 1,055          | 959            | 868            | 791           | 700           | 644           | 594           | 533           | 488           | 489           | 479           | 481           | 509           | 536           | 530           | 500           | 600           | 600           | 600           | 600           | 600           | 700           | 700           | 700           | 700           |  |
| Service Pension Veterans   | 29,497         | 27,210         | 24,954         | 23,067        | 21,211        | 19,527        | 18,026        | 16,100        | 14,877        | 13,876        | 13,001        | 12,258        | 11,497        | 10,778        | 10,172        | 9,500         | 8,900         | 8,300         | 7,800         | 7,300         | 6,800         | 6,300         | 5,800         | 5,300         | 4,800         |  |
| Disability Compensation Payment Recipient & Service Pension Veteran Overlap* | 19,371         | 17,961         | 16,535         | 15,326        | 14,115        | 12,982        | 11,999        | 10,641        | 9,844         | 9,190         | 8,601         | 8,140         | 7,629         | 7,126         | 6,689         | 6,300         | 5,800         | 5,400         | 5,000         | 4,700         | 4,300         | 4,000         | 3,600         | 3,300         | 2,900         |  |
| Treatment Cards, Allowances or Accepted Disabilities Only**                  | 5,928          | 5,671          | 5,566          | 5,556         | 13,564        | 13,898        | 14,398        | 15,150        | 16,369        | 21,302        | 33,006        | 37,409        | 41,645        | 44,602        | 47,308        | 49,700        | 51,900        | 53,900        | 55,700        | 57,300        | 58,800        | 60,300        | 61,500        | 62,700        | 63,900        |  |
| MRCA Veterans  | n/a            | n/a            | n/a            | n/a           | 4,082         | 4,768         | 5,475         | 6,298         | 7,337         | 9,103         | 10,614        | 11,867        | 12,955        | 14,498        | 17,503        | 19,300        | 20,900        | 22,500        | 24,100        | 25,600        | 27,100        | 28,600        | 30,000        | 31,400        | 32,800        |  |
| DRCA Veterans  | n/a            | n/a            | n/a            | n/a           | 12,010        | 12,118        | 12,231        | 12,321        | 12,428        | 12,670        | 13,015        | 13,247        | 13,447        | 13,670        | 14,182        | 14,400        | 14,600        | 14,800        | 15,000        | 15,100        | 15,300        | 15,400        | 15,500        | 15,600        | 15,600        |  |
| <b>Total Veterans</b>  | <b>52,564</b>  | <b>49,155</b>  | <b>45,973</b>  | <b>43,416</b> | <b>48,939</b> | <b>46,945</b> | <b>45,298</b> | <b>44,113</b> | <b>43,645</b> | <b>47,186</b> | <b>57,915</b> | <b>61,332</b> | <b>64,457</b> | <b>66,436</b> | <b>68,651</b> | <b>70,200</b> | <b>71,700</b> | <b>72,900</b> | <b>74,100</b> | <b>75,100</b> | <b>75,900</b> | <b>76,700</b> | <b>77,300</b> | <b>77,900</b> | <b>78,300</b> |  |
| <b>Dependants :</b>  |                |                |                |               |               |               |               |               |               |               |               |               |               |               |               |               |               |               |               |               |               |               |               |               |               |  |
| Service Pension Dependants   | 24,994         | 23,287         | 21,640         | 20,055        | 18,637        | 17,269        | 15,929        | 14,247        | 13,153        | 12,280        | 11,507        | 10,818        | 10,076        | 9,417         | 8,869         | 8,300         | 7,800         | 7,300         | 6,800         | 6,400         | 6,000         | 5,600         | 5,200         | 4,800         | 4,500         |  |
| War Widow(er)s   | 35,855         | 34,128         | 32,431         | 30,652        | 28,723        | 26,569        | 24,507        | 22,489        | 20,437        | 18,621        | 16,747        | 15,021        | 13,296        | 11,654        | 10,396        | 9,200         | 8,300         | 7,500         | 6,800         | 6,300         | 5,900         | 5,500         | 5,200         | 4,900         | 4,700         |  |
| Orphans  | 53             | 47             | 47             | 47            | 44            | 52            | 45            | 51            | 49            | 46            | 43            | 46            | 50            | 49            | 45            | 40            | 40            | 40            | 40            | 40            | 30            | 30            | 30            | 30            | 30            |  |
| Adequate Means of Support (AMS) ***  | 150            | 145            | 139            | 136           | 131           | 126           | 123           | 119           | 114           | 110           | 108           | 104           | 97            | 90            | 87            | 90            | 80            | 80            | 80            | 80            | 80            | 70            | 70            | 70            | 70            |  |
| Age Pension Partners   | 754            | 692            | 624            | 557           | 478           | 443           | 401           | 358           | 325           | 306           | 303           | 284           | 289           | 284           | 289           | 300           | 300           | 300           | 300           | 300           | 300           | 300           | 300           | 300           | 300           |  |
| Commonwealth Seniors Health Cards (CSHC) Dependants                          | 1,206          | 1,183          | 1,136          | 1,108         | 988           | 926           | 859           | 1,379         | 795           | 789           | 774           | 717           | 654           | 593           | 563           | 500           | 500           | 400           | 400           | 400           | 400           | 300           | 300           | 300           | 300           |  |
| Defence Force Income Support Supplement (DFISA) Dependants ****              | 2,290          | 2,146          | 1,983          | 1,830         | 1,663         | 1,598         | 1,517         | 1,402         | 1,366         | 1,351         | 1,312         | 1,315         | 0             | 0             | 0             | 0             | 0             | 0             | 0             | 0             | 0             | 0             | 0             | 0             | 0             |  |
| MRCA Dependants  | n/a            | n/a            | n/a            | n/a           | 45            | 47            | 52            | 55            | 61            | 74            | 74            | 90            | 103           | 112           | 135           | 150           | 170           | 190           | 200           | 220           | 230           | 250           | 260           | 270           | 290           |  |
| Other Dependants   | 143            | 145            | 181            | 209           | 627           | 581           | 574           | 526           | 615           | 639           | 1,003         | 1,042         | 1,077         | 1,148         | 1,284         | 1,400         | 1,400         | 1,500         | 1,500         | 1,600         | 1,700         | 1,700         | 1,800         | 1,700         | 1,700         |  |
| Total Overlap Between Dependant Categories                                   | 1,290          | 1,232          | 1,145          | 1,060         | 919           | 857           | 773           | 931           | 652           | 625           | 591           | 541           | 317           | 274           | 262           | 200           | 200           | 200           | 200           | 100           | 100           | 100           | 100           | 100           | 100           |  |
| <b>Total Dependants</b>  | <b>64,155</b>  | <b>60,541</b>  | <b>57,036</b>  | <b>53,534</b> | <b>50,417</b> | <b>46,754</b> | <b>43,234</b> | <b>39,695</b> | <b>36,263</b> | <b>33,591</b> | <b>31,280</b> | <b>28,896</b> | <b>25,325</b> | <b>23,073</b> | <b>21,406</b> | <b>19,800</b> | <b>18,400</b> | <b>17,100</b> | <b>16,100</b> | <b>15,200</b> | <b>14,400</b> | <b>13,600</b> | <b>13,000</b> | <b>12,300</b> | <b>11,700</b> |  |
| <b>Total Veterans and Total Dependants Overlap</b>                           | <b>1,203</b>   | <b>1,089</b>   | <b>1,018</b>   | <b>914</b>    | <b>522</b>    | <b>429</b>    | <b>360</b>    | <b>297</b>    | <b>249</b>    | <b>218</b>    | <b>245</b>    | <b>234</b>    | <b>208</b>    | <b>199</b>    | <b>193</b>    | <b>200</b>    | <b>200</b>    | <b>200</b>    | <b>200</b>    | <b>200</b>    | <b>200</b>    | <b>200</b>    | <b>200</b>    | <b>200</b>    | <b>200</b>    |  |
| <b>Nett Total Clients *****</b>  | <b>115,516</b> | <b>108,607</b> | <b>101,991</b> | <b>96,036</b> | <b>98,834</b> | <b>93,270</b> | <b>88,172</b> | <b>83,511</b> | <b>79,666</b> | <b>80,577</b> | <b>88,950</b> | <b>89,994</b> | <b>89,574</b> | <b>89,310</b> | <b>89,864</b> | <b>89,800</b> | <b>89,800</b> | <b>89,800</b> | <b>89,900</b> | <b>90,000</b> | <b>90,100</b> | <b>90,100</b> | <b>90,100</b> | <b>90,000</b> | <b>89,800</b> |  |

\* Starting on 1 January 2022, the Disability Pension has been renamed to the Disability Compensation Payment. This was done to reflect the fact that the Disability Pension is not an income support pension but is instead a compensation payment.

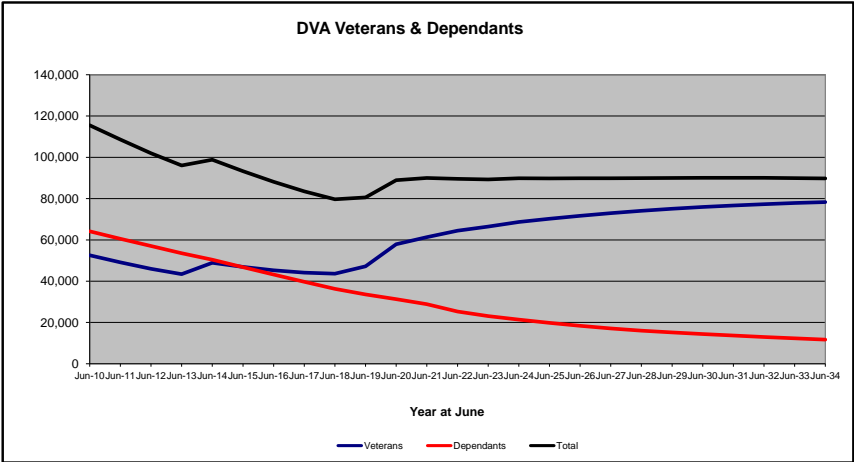
\*\* Please note that the "Treatment Cards, Allowances or Accepted Disabilities Only" category counts all DVA veteran clients, excluding recipients of the Veteran Service Pension or Disability Compensation Payment (DCP).

\*\*\* Adequate Means of Support Pensions (AMS) were granted prior to 6 June 1985. AMS is paid by DVA if the death of an ex-service man or woman is accepted to have been due to war service, and that person's death left a dependant or other near relative without adequate means of support.

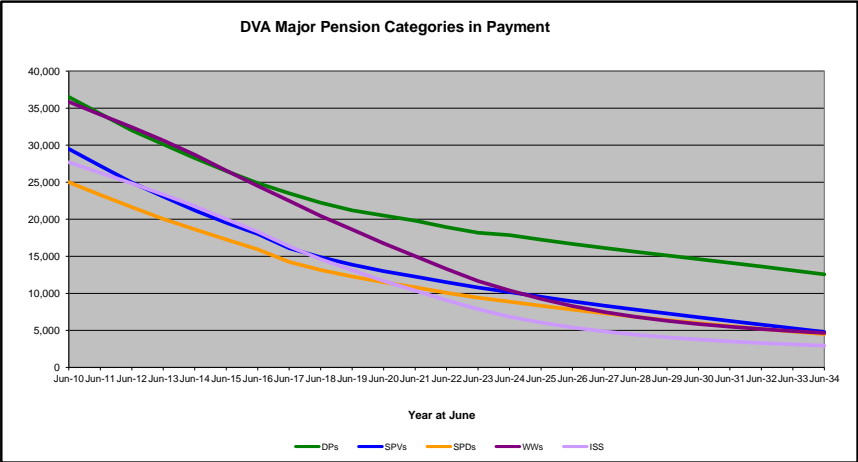
\*\*\*\* DFISA was abolished on 1 January 2022, since the payment became redundant when DVA's Disability Compensation Payment and some other relevant DVA payments were exempted from means tests for social security income support.

\*\*\*\*\* From June 2014 this report contains a more complete count of total DVA clients. The previous count; Net Total Beneficiaries; included all persons receiving a VEA pension/allowance or holding a treatment or pharmaceutical entitlement card.

In contrast, the Nett Total Client count also includes any veteran with one or more service related disabilities accepted under the DRCA or the MRCA as well as dependent children of veterans currently receiving student payments under the VCES or MRCAETS.



Date of Most Recent Actual Data : 28 June 2024



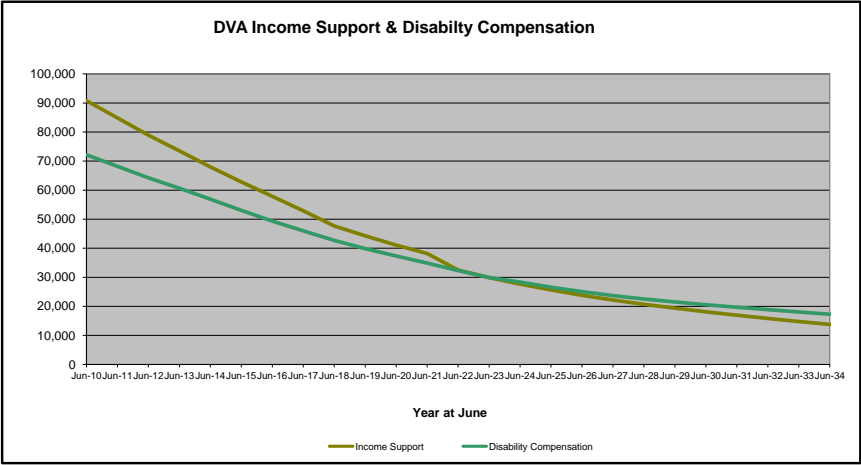
Continued next page

DVA PROJECTED BENEFICIARY NUMBERS WITH ACTUALS TO 30 JUNE 2024 - NEW SOUTH WALES

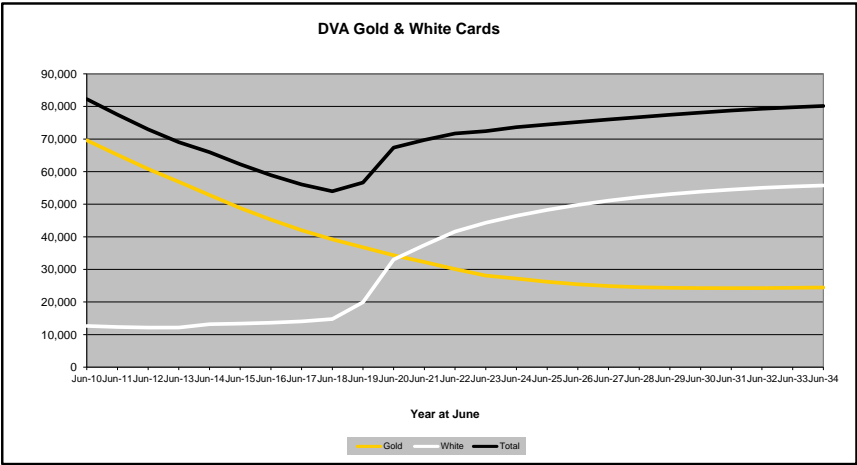
Executive Summary of DVA Beneficiaries in Receipt of Pension(s), Allowance(s) or Health Care

| BENEFICIARY CATEGORY<br>(Subsets of Net Total Beneficiaries on Previous Page) | ACTUAL DATA |           |           |           |           |           |           |           |           |           |           |           |           |           |           | FORECAST DATA |           |           |           |           |           |           |           |           |           |
|---|-------------|-----------|-----------|-----------|-----------|-----------|-----------|-----------|-----------|-----------|-----------|-----------|-----------|-----------|-----------|---------------|-----------|-----------|-----------|-----------|-----------|-----------|-----------|-----------|-----------|
|   | June 2010   | June 2011 | June 2012 | June 2013 | June 2014 | June 2015 | June 2016 | June 2017 | June 2018 | June 2019 | June 2020 | June 2021 | June 2022 | June 2023 | June 2024 | June 2025     | June 2026 | June 2027 | June 2028 | June 2029 | June 2030 | June 2031 | June 2032 | June 2033 | June 2034 |
| Health Treatment Card Holders :   |             |           |           |           |           |           |           |           |           |           |           |           |           |           |           |               |           |           |           |           |           |           |           |           |           |
| Gold Cards  | 69,607      | 65,139    | 60,825    | 56,862    | 52,789    | 48,856    | 45,271    | 42,007    | 39,190    | 36,760    | 34,335    | 32,243    | 30,078    | 28,113    | 27,208    | 26,200        | 25,400    | 24,900    | 24,500    | 24,400    | 24,300    | 24,200    | 24,300    | 24,300    | 24,400    |
| White Cards   | 12,643      | 12,346    | 12,154    | 12,152    | 13,184    | 13,376    | 13,624    | 14,057    | 14,783    | 19,904    | 33,035    | 37,449    | 41,598    | 44,307    | 46,453    | 48,200        | 49,800    | 51,100    | 52,200    | 53,100    | 53,800    | 54,500    | 55,000    | 55,400    | 55,700    |
| Total Health Treatment Cards  | 82,250      | 77,485    | 72,979    | 69,014    | 65,973    | 62,232    | 58,895    | 56,064    | 53,973    | 56,664    | 67,370    | 69,692    | 71,676    | 72,420    | 73,661    | 74,400        | 75,200    | 76,000    | 76,700    | 77,400    | 78,100    | 78,700    | 79,300    | 79,800    | 80,200    |
|   |             |           |           |           |           |           |           |           |           |           |           |           |           |           |           |               |           |           |           |           |           |           |           |           |           |
| Repatriation Pharmaceutical Benefits Cards (Orange Cards)                     | 3,072       | 2,668     | 2,299     | 1,977     | 1,650     | 1,353     | 1,102     | 895       | 689       | 545       | 417       | 298       | 200       | 131       | 91        | 60            | 40        | 20        | 10        | 10        | 0         | 0         | 0         | 0         | 0         |
|   |             |           |           |           |           |           |           |           |           |           |           |           |           |           |           |               |           |           |           |           |           |           |           |           |           |
| Other Income Support Categories:  |             |           |           |           |           |           |           |           |           |           |           |           |           |           |           |               |           |           |           |           |           |           |           |           |           |
| Income Support Supplement   | 27,697      | 26,278    | 24,847    | 23,354    | 21,781    | 20,004    | 18,325    | 16,347    | 14,597    | 13,135    | 11,682    | 10,364    | 9,085     | 7,855     | 6,839     | 6,100         | 5,400     | 4,900     | 4,400     | 4,100     | 3,800     | 3,500     | 3,300     | 3,100     | 2,900     |
| Age Pensioners  | 1,809       | 1,651     | 1,492     | 1,348     | 1,189     | 1,096     | 1,003     | 899       | 820       | 805       | 783       | 763       | 795       | 817       | 818       | 800           | 800       | 900       | 900       | 900       | 900       | 900       | 1,000     | 1,000     | 1,000     |
| Commonwealth Seniors Health Cards (CSHC)                                      | 2,136       | 2,037     | 1,884     | 1,794     | 1,552     | 1,382     | 1,263     | 2,161     | 1,197     | 1,210     | 1,191     | 1,102     | 1,044     | 991       | 965       | 900           | 900       | 800       | 800       | 700       | 700       | 700       | 600       | 600       | 600       |
| Defence Force Income Support Supplement (DFISA) (a)                           | 6,089       | 5,691     | 5,300     | 4,926     | 4,534     | 4,338     | 4,055     | 3,789     | 3,619     | 3,592     | 3,487     | 3,462     | 0         | 0         | 0         | 0             | 0         | 0         | 0         | 0         | 0         | 0         | 0         | 0         | 0         |
| Total Income Support Beneficiaries (b)  | 90,761      | 84,838    | 78,944    | 73,521    | 68,008    | 62,801    | 57,867    | 52,879    | 47,644    | 44,278    | 41,055    | 38,173    | 32,497    | 29,858    | 27,663    | 25,600        | 23,800    | 22,200    | 20,700    | 19,400    | 18,100    | 17,000    | 15,900    | 14,800    | 13,800    |
| Total Disability Compensation Beneficiaries (c)                               | 72,155      | 68,170    | 64,251    | 60,634    | 56,872    | 53,011    | 49,349    | 45,997    | 42,696    | 39,853    | 37,313    | 34,901    | 32,331    | 29,929    | 28,350    | 26,600        | 25,100    | 23,700    | 22,500    | 21,500    | 20,600    | 19,700    | 18,900    | 18,100    | 17,300    |

- (a) - DFISA was abolished on 1 January 2022, since the payment became redundant when DVA's Disability Compensation Payment and some other relevant DVA payments were exempted from means tests for social security income support.
- (b) - Includes veteran service pensions, dependant service pensions, income support supplement, age pensions, commonwealth seniors health cards and DFISA recipients.
- (c) - Includes disability, war widow, orphan and adequate means of support pensions.



Date of Most Recent Actual Data : 28 June 2024



DVA PROJECTED BENEFICIARY NUMBERS WITH ACTUALS TO 30 JUNE 2024 - VICTORIA

Executive Summary of DVA Beneficiaries in Receipt of Pension(s), Allowance(s) or Health Care

| BENEFICIARY CATEGORY   | ACTUAL DATA   |               |               |               |               |               |               |               |               |               |               |               |               |               |               |               | FORECAST DATA |               |               |               |               |               |               |               |               |  |
|--|---------------|---------------|---------------|---------------|---------------|---------------|---------------|---------------|---------------|---------------|---------------|---------------|---------------|---------------|---------------|---------------|---------------|---------------|---------------|---------------|---------------|---------------|---------------|---------------|---------------|--|
|  | June 2010     | June 2011     | June 2012     | June 2013     | June 2014     | June 2015     | June 2016     | June 2017     | June 2018     | June 2019     | June 2020     | June 2021     | June 2022     | June 2023     | June 2024     | June 2025     | June 2026     | June 2027     | June 2028     | June 2029     | June 2030     | June 2031     | June 2032     | June 2033     | June 2034     |  |
| <b>Veterans :</b>  |               |               |               |               |               |               |               |               |               |               |               |               |               |               |               |               |               |               |               |               |               |               |               |               |               |  |
| Disability Compensation Payment Recipients*                                  | 23,268        | 21,801        | 20,439        | 19,253        | 18,020        | 16,859        | 15,856        | 15,070        | 14,285        | 13,589        | 13,119        | 12,637        | 12,007        | 11,540        | 11,364        | 11,000        | 10,800        | 10,500        | 10,200        | 10,000        | 9,700         | 9,500         | 9,200         | 9,000         | 8,700         |  |
| Age Pension Veterans (Included Above)  | 698           | 633           | 574           | 514           | 465           | 430           | 388           | 346           | 317           | 306           | 298           | 284           | 285           | 290           | 302           | 300           | 300           | 400           | 400           | 400           | 400           | 500           | 500           | 500           | 500           |  |
| Service Pension Veterans   | 19,257        | 17,756        | 16,407        | 15,227        | 14,070        | 12,914        | 11,882        | 10,620        | 9,794         | 9,133         | 8,557         | 8,044         | 7,516         | 7,071         | 6,715         | 6,400         | 6,000         | 5,700         | 5,300         | 5,000         | 4,700         | 4,400         | 4,100         | 3,800         | 3,500         |  |
| Disability Compensation Payment Recipient & Service Pension Veteran Overlap* | 12,149        | 11,253        | 10,441        | 9,714         | 9,005         | 8,280         | 7,628         | 6,810         | 6,315         | 5,858         | 5,493         | 5,162         | 4,814         | 4,527         | 4,302         | 4,100         | 3,800         | 3,600         | 3,400         | 3,100         | 2,900         | 2,700         | 2,500         | 2,300         | 2,100         |  |
| Treatment Cards, Allowances or Accepted Disabilities Only**                  | 4,468         | 4,222         | 4,093         | 4,059         | 8,053         | 8,233         | 8,485         | 8,880         | 9,461         | 12,423        | 18,518        | 20,555        | 22,903        | 25,012        | 27,174        | 29,000        | 30,600        | 32,100        | 33,400        | 34,600        | 35,600        | 36,600        | 37,400        | 38,200        | 38,900        |  |
| MRCA Veterans  | n/a           | n/a           | n/a           | n/a           | 2,098         | 2,475         | 2,875         | 3,304         | 3,832         | 4,638         | 5,205         | 5,689         | 6,073         | 6,722         | 7,894         | 8,600         | 9,400         | 10,100        | 10,900        | 11,600        | 12,400        | 13,100        | 13,800        | 14,600        | 15,300        |  |
| DRCA Veterans  | n/a           | n/a           | n/a           | n/a           | 7,191         | 7,262         | 7,371         | 7,502         | 7,628         | 7,872         | 8,142         | 8,229         | 8,357         | 8,500         | 8,888         | 9,100         | 9,300         | 9,600         | 9,800         | 10,100        | 10,300        | 10,500        | 10,600        | 10,700        | 10,800        |  |
| <b>Total Veterans</b>  | <b>34,844</b> | <b>32,526</b> | <b>30,498</b> | <b>28,825</b> | <b>31,151</b> | <b>29,726</b> | <b>28,595</b> | <b>27,760</b> | <b>27,225</b> | <b>29,287</b> | <b>34,701</b> | <b>36,074</b> | <b>37,612</b> | <b>39,096</b> | <b>40,951</b> | <b>42,300</b> | <b>43,600</b> | <b>44,600</b> | <b>45,600</b> | <b>46,400</b> | <b>47,100</b> | <b>47,700</b> | <b>48,200</b> | <b>48,600</b> | <b>49,000</b> |  |
| <b>Dependants :</b>  |               |               |               |               |               |               |               |               |               |               |               |               |               |               |               |               |               |               |               |               |               |               |               |               |               |  |
| Service Pension Dependants   | 17,239        | 16,028        | 14,928        | 13,956        | 12,997        | 12,085        | 11,216        | 10,101        | 9,325         | 8,705         | 8,191         | 7,685         | 7,158         | 6,647         | 6,274         | 5,900         | 5,500         | 5,200         | 4,800         | 4,500         | 4,300         | 4,000         | 3,800         | 3,600         | 3,300         |  |
| War Widow(er)s   | 24,328        | 23,214        | 21,877        | 20,511        | 19,061        | 17,478        | 15,982        | 14,562        | 13,085        | 11,745        | 10,463        | 9,277         | 8,242         | 7,264         | 6,462         | 5,700         | 5,100         | 4,600         | 4,200         | 3,900         | 3,600         | 3,400         | 3,200         | 3,100         | 2,900         |  |
| Orphans  | 32            | 30            | 34            | 27            | 30            | 26            | 22            | 17            | 18            | 14            | 11            | 8             | 9             | 12            | 11            | 10            | 10            | 10            | 10            | 10            | 10            | 10            | 10            | 10            | 10            |  |
| Adequate Means of Support (AMS) ***  | 105           | 101           | 100           | 97            | 97            | 88            | 81            | 80            | 72            | 70            | 65            | 62            | 59            | 56            | 53            | 50            | 50            | 50            | 50            | 50            | 50            | 50            | 40            | 40            | 40            |  |
| Age Pension Partners   | 505           | 469           | 422           | 390           | 337           | 301           | 285           | 260           | 226           | 208           | 205           | 198           | 186           | 182           | 171           | 170           | 170           | 170           | 170           | 180           | 180           | 180           | 180           | 180           | 180           |  |
| Commonwealth Seniors Health Cards (CSHC) Dependants                          | 940           | 915           | 847           | 803           | 684           | 638           | 598           | 961           | 550           | 546           | 513           | 463           | 434           | 403           | 367           | 300           | 300           | 300           | 300           | 200           | 200           | 200           | 200           | 200           | 200           |  |
| Defence Force Income Support Supplement (DFISA) Dependants ****              | 1,582         | 1,478         | 1,323         | 1,207         | 1,065         | 1,005         | 952           | 881           | 826           | 798           | 776           | 761           | 0             | 0             | 0             | 0             | 0             | 0             | 0             | 0             | 0             | 0             | 0             | 0             | 0             |  |
| MRCA Dependants  | n/a           | n/a           | n/a           | n/a           | 20            | 20            | 19            | 21            | 24            | 31            | 42            | 46            | 49            | 46            | 60            | 70            | 80            | 80            | 90            | 90            | 100           | 100           | 110           | 110           | 110           |  |
| Other Dependants   | 68            | 67            | 79            | 87            | 363           | 346           | 354           | 339           | 375           | 392           | 659           | 712           | 675           | 695           | 762           | 800           | 900           | 900           | 900           | 900           | 1,000         | 1,000         | 1,000         | 1,100         | 1,000         |  |
| Total Overlap Between Dependant Categories                                   | 979           | 913           | 827           | 766           | 630           | 572           | 530           | 639           | 414           | 386           | 351           | 314           | 182           | 158           | 143           | 120           | 110           | 100           | 90            | 80            | 70            | 60            | 60            | 50            | 50            |  |
| <b>Total Dependants</b>  | <b>43,820</b> | <b>41,389</b> | <b>38,783</b> | <b>36,312</b> | <b>34,024</b> | <b>31,415</b> | <b>28,979</b> | <b>26,583</b> | <b>24,087</b> | <b>22,123</b> | <b>20,574</b> | <b>18,898</b> | <b>16,630</b> | <b>15,147</b> | <b>14,017</b> | <b>12,900</b> | <b>12,000</b> | <b>11,200</b> | <b>10,500</b> | <b>9,900</b>  | <b>9,300</b>  | <b>8,900</b>  | <b>8,500</b>  | <b>8,200</b>  | <b>7,800</b>  |  |
| <b>Total Veterans and Total Dependants Overlap</b>                           | <b>799</b>    | <b>747</b>    | <b>651</b>    | <b>599</b>    | <b>333</b>    | <b>291</b>    | <b>252</b>    | <b>209</b>    | <b>184</b>    | <b>155</b>    | <b>166</b>    | <b>158</b>    | <b>128</b>    | <b>111</b>    | <b>123</b>    | <b>120</b>    | <b>120</b>    | <b>120</b>    | <b>120</b>    | <b>120</b>    | <b>130</b>    | <b>130</b>    | <b>130</b>    | <b>140</b>    |               |  |
| <b>Nett Total Clients *****</b>  | <b>77,865</b> | <b>73,168</b> | <b>68,630</b> | <b>64,538</b> | <b>64,842</b> | <b>60,850</b> | <b>57,322</b> | <b>54,134</b> | <b>51,129</b> | <b>51,267</b> | <b>55,109</b> | <b>54,814</b> | <b>54,114</b> | <b>54,132</b> | <b>54,845</b> | <b>55,100</b> | <b>55,400</b> | <b>55,700</b> | <b>55,900</b> | <b>56,100</b> | <b>56,300</b> | <b>56,500</b> | <b>56,600</b> | <b>56,600</b> | <b>56,600</b> |  |

\* Starting on 1 January 2022, the Disability Pension has been renamed to the Disability Compensation Payment. This was done to reflect the fact that the Disability Pension is not an income support pension but is instead a compensation payment.

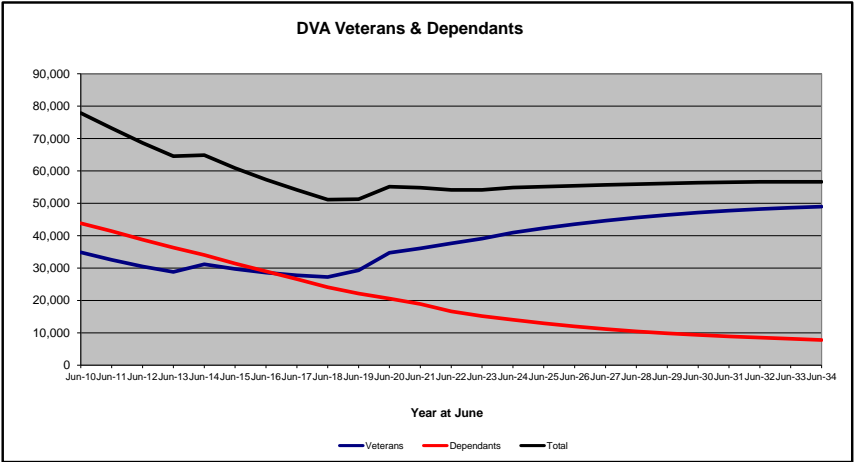
\*\* Please note that the "Treatment Cards, Allowances or Accepted Disabilities Only" category counts all DVA veteran clients, excluding recipients of the Veteran Service Pension or Disability Compensation Payment (DCP).

\*\*\* Adequate Means of Support Pensions (AMS) were granted prior to 6 June 1985. AMS is paid by DVA if the death of an ex-service man or woman is accepted to have been due to war service, and that person's death left a dependant or other near relative without adequate means of support.

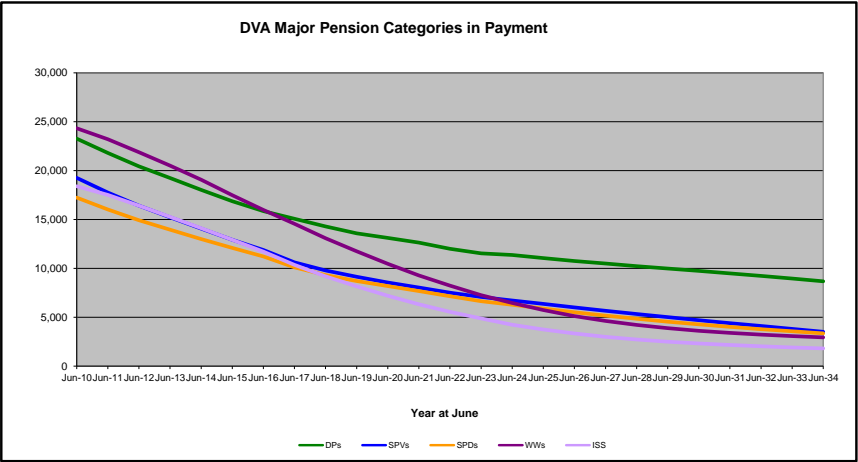
\*\*\*\* DFISA was abolished on 1 January 2022, since the payment became redundant when DVA's Disability Compensation Payment and some other relevant DVA payments were exempted from means tests for social security income support.

\*\*\*\*\* From June 2014 this report contains a more complete count of total DVA clients. The previous count; Net Total Beneficiaries; included all persons receiving a VEA pension/allowance or holding a treatment or pharmaceutical entitlement card.

In contrast, the Nett Total Client count also includes any veteran with one or more service related disabilities accepted under the DRCA or the MRCA as well as dependent children of veterans currently receiving student payments under the VCES or MRCAETS.



Date of Most Recent Actual Data : 28 June 2024



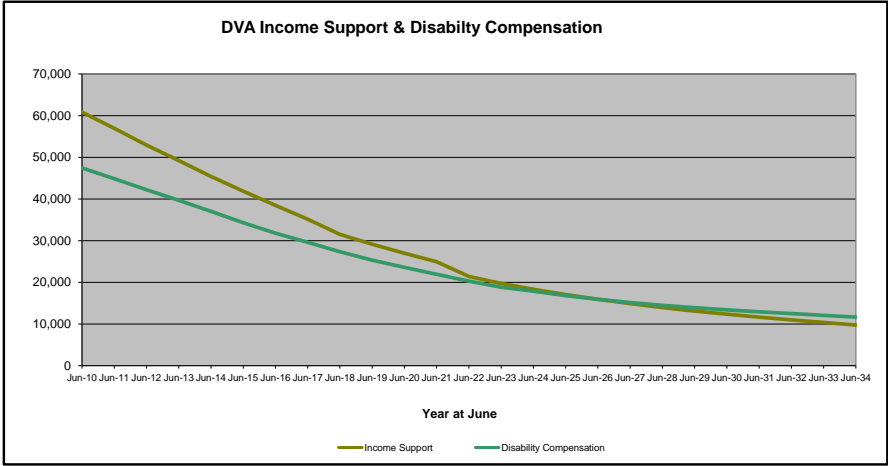
Continued next page

DVA PROJECTED BENEFICIARY NUMBERS WITH ACTUALS TO 30 JUNE 2024 - VICTORIA

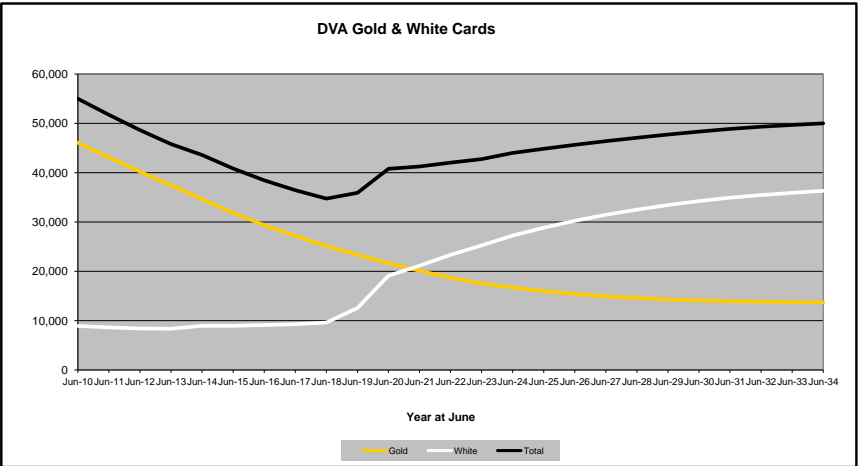
Executive Summary of DVA Beneficiaries in Receipt of Pension(s), Allowance(s) or Health Care

| BENEFICIARY CATEGORY<br>(Subsets of Net Total Beneficiaries on Previous Page) | ACTUAL DATA |           |           |           |           |           |           |           |           |           |           |           |           |           |           |           | FORECAST DATA |           |           |           |           |           |           |           |           |  |  |  |
|---|-------------|-----------|-----------|-----------|-----------|-----------|-----------|-----------|-----------|-----------|-----------|-----------|-----------|-----------|-----------|-----------|---------------|-----------|-----------|-----------|-----------|-----------|-----------|-----------|-----------|--|--|--|
|   | June 2010   | June 2011 | June 2012 | June 2013 | June 2014 | June 2015 | June 2016 | June 2017 | June 2018 | June 2019 | June 2020 | June 2021 | June 2022 | June 2023 | June 2024 | June 2025 | June 2026     | June 2027 | June 2028 | June 2029 | June 2030 | June 2031 | June 2032 | June 2033 | June 2034 |  |  |  |
| Health Treatment Card Holders :   |             |           |           |           |           |           |           |           |           |           |           |           |           |           |           |           |               |           |           |           |           |           |           |           |           |  |  |  |
| Gold Cards  | 46,076      | 43,109    | 40,198    | 37,427    | 34,630    | 31,878    | 29,346    | 27,155    | 25,116    | 23,348    | 21,662    | 20,126    | 18,684    | 17,507    | 16,741    | 16,000    | 15,400        | 14,900    | 14,600    | 14,300    | 14,100    | 13,900    | 13,800    | 13,800    | 13,700    |  |  |  |
| White Cards   | 8,915       | 8,631     | 8,425     | 8,356     | 8,944     | 8,957     | 9,109     | 9,289     | 9,624     | 12,555    | 19,112    | 21,127    | 23,345    | 25,246    | 27,254    | 28,800    | 30,200        | 31,500    | 32,500    | 33,400    | 34,200    | 34,900    | 35,500    | 35,900    | 36,300    |  |  |  |
| Total Health Treatment Cards  | 54,991      | 51,740    | 48,623    | 45,783    | 43,574    | 40,835    | 38,455    | 36,444    | 34,740    | 35,903    | 40,774    | 41,253    | 42,029    | 42,753    | 43,995    | 44,800    | 45,600        | 46,400    | 47,100    | 47,700    | 48,300    | 48,900    | 49,300    | 49,700    | 50,000    |  |  |  |
|   |             |           |           |           |           |           |           |           |           |           |           |           |           |           |           |           |               |           |           |           |           |           |           |           |           |  |  |  |
| Repatriation Pharmaceutical Benefits Cards (Orange Cards)                     | 2,362       | 2,065     | 1,767     | 1,501     | 1,264     | 1,044     | 842       | 665       | 512       | 397       | 297       | 217       | 149       | 110       | 64        | 40        | 30            | 20        | 10        | 10        | 0         | 0         | 0         | 0         | 0         |  |  |  |
|   |             |           |           |           |           |           |           |           |           |           |           |           |           |           |           |           |               |           |           |           |           |           |           |           |           |  |  |  |
| Other Income Support Categories:  |             |           |           |           |           |           |           |           |           |           |           |           |           |           |           |           |               |           |           |           |           |           |           |           |           |  |  |  |
| Income Support Supplement   | 18,401      | 17,516    | 16,413    | 15,270    | 14,115    | 12,919    | 11,721    | 10,367    | 9,186     | 8,160     | 7,198     | 6,321     | 5,552     | 4,872     | 4,237     | 3,700     | 3,300         | 3,000     | 2,700     | 2,500     | 2,300     | 2,200     | 2,000     | 1,900     | 1,800     |  |  |  |
| Age Pensioners  | 1,203       | 1,102     | 996       | 904       | 811       | 738       | 679       | 611       | 548       | 520       | 504       | 483       | 471       | 470       | 470       | 500       | 500           | 500       | 600       | 600       | 600       | 600       | 700       | 700       | 700       |  |  |  |
| Commonwealth Seniors Health Cards (CSHC)                                      | 1,624       | 1,556     | 1,402     | 1,315     | 1,091     | 996       | 922       | 1,554     | 857       | 852       | 818       | 746       | 719       | 682       | 635       | 600       | 600           | 500       | 500       | 500       | 400       | 400       | 400       | 400       | 400       |  |  |  |
| Defence Force Income Support Supplement (DFISA) (a)                           | 4,092       | 3,863     | 3,545     | 3,242     | 2,927     | 2,748     | 2,549     | 2,337     | 2,205     | 2,157     | 2,067     | 2,003     | 0         | 0         | 0         | 0         | 0             | 0         | 0         | 0         | 0         | 0         | 0         | 0         | 0         |  |  |  |
|   |             |           |           |           |           |           |           |           |           |           |           |           |           |           |           |           |               |           |           |           |           |           |           |           |           |  |  |  |
| Total Income Support Beneficiaries (b)  | 60,844      | 56,943    | 52,905    | 49,218    | 45,402    | 41,855    | 38,466    | 35,150    | 31,518    | 29,145    | 26,972    | 24,944    | 21,416    | 19,742    | 18,331    | 17,100    | 15,900        | 14,900    | 14,000    | 13,100    | 12,300    | 11,600    | 11,000    | 10,400    | 9,700     |  |  |  |
| Total Disability Compensation Beneficiaries (c)                               | 47,447      | 44,880    | 42,216    | 39,680    | 37,014    | 34,283    | 31,794    | 29,605    | 27,352    | 25,333    | 23,594    | 21,928    | 20,272    | 18,838    | 17,858    | 16,800    | 15,900        | 15,100    | 14,500    | 13,900    | 13,400    | 12,900    | 12,500    | 12,100    | 11,600    |  |  |  |

- (a) - DFISA was abolished on 1 January 2022, since the payment became redundant when DVA's Disability Compensation Payment and some other relevant DVA payments were exempted from means tests for social security income support.
- (b) - Includes veteran service pensions, dependant service pensions, income support supplement, age pensions, commonwealth seniors health cards and DFISA recipients.
- (c) - Includes disability, war widow, orphan and adequate means of support pensions.



Date of Most Recent Actual Data : 28 June 2024



DVA PROJECTED BENEFICIARY NUMBERS WITH ACTUALS TO 30 JUNE 2024 - QUEENSLAND

Executive Summary of DVA Beneficiaries in Receipt of Pension(s), Allowance(s) or Health Care

| BENEFICIARY CATEGORY   | ACTUAL DATA   |               |               |               |               |               |               |               |               |               |               |                |                |                |                |                | FORECAST DATA  |                |                |                |                |                |                |                |                |  |  |  |
|--|---------------|---------------|---------------|---------------|---------------|---------------|---------------|---------------|---------------|---------------|---------------|----------------|----------------|----------------|----------------|----------------|----------------|----------------|----------------|----------------|----------------|----------------|----------------|----------------|----------------|--|--|--|
|  | June 2010     | June 2011     | June 2012     | June 2013     | June 2014     | June 2015     | June 2016     | June 2017     | June 2018     | June 2019     | June 2020     | June 2021      | June 2022      | June 2023      | June 2024      | June 2025      | June 2026      | June 2027      | June 2028      | June 2029      | June 2030      | June 2031      | June 2032      | June 2033      | June 2034      |  |  |  |
| <b>Veterans :</b>  |               |               |               |               |               |               |               |               |               |               |               |                |                |                |                |                |                |                |                |                |                |                |                |                |                |  |  |  |
| Disability Compensation Payment Recipients*                                  | 33,738        | 32,795        | 31,724        | 30,810        | 30,195        | 29,484        | 28,734        | 28,300        | 27,777        | 27,595        | 27,571        | 27,376         | 27,054         | 26,880         | 26,989         | 26,700         | 26,300         | 26,000         | 25,600         | 25,200         | 24,800         | 24,300         | 23,800         | 23,300         | 22,700         |  |  |  |
| Age Pension Veterans (Included Above)  | 675           | 643           | 625           | 621           | 622           | 641           | 678           | 692           | 695           | 813           | 857           | 907            | 1,014          | 1,088          | 1,106          | 1,100          | 1,200          | 1,200          | 1,300          | 1,300          | 1,400          | 1,400          | 1,400          | 1,500          | 1,500          |  |  |  |
| Service Pension Veterans   | 22,809        | 21,542        | 20,345        | 19,201        | 18,186        | 17,142        | 16,196        | 14,945        | 14,149        | 13,504        | 12,951        | 12,399         | 11,941         | 11,407         | 10,901         | 10,400         | 9,900          | 9,400          | 9,000          | 8,500          | 7,900          | 7,400          | 6,900          | 6,400          | 5,900          |  |  |  |
| Disability Compensation Payment Recipient & Service Pension Veteran Overlap* | 16,496        | 15,773        | 15,074        | 14,438        | 13,905        | 13,311        | 12,741        | 11,896        | 11,413        | 10,990        | 10,636        | 10,211         | 9,870          | 9,455          | 9,003          | 8,600          | 8,100          | 7,700          | 7,200          | 6,700          | 6,200          | 5,700          | 5,200          | 4,700          | 4,200          |  |  |  |
| Treatment Cards, Allowances or Accepted Disabilities Only**                  | 4,451         | 4,510         | 4,822         | 5,208         | 15,126        | 15,938        | 16,902        | 18,230        | 20,373        | 27,964        | 41,034        | 46,686         | 52,817         | 56,964         | 60,701         | 64,200         | 67,500         | 70,600         | 73,500         | 76,300         | 78,900         | 81,400         | 83,700         | 85,900         | 88,000         |  |  |  |
| MRCA Veterans  | n/a           | n/a           | n/a           | n/a           | 6,006         | 7,073         | 8,015         | 9,308         | 10,769        | 13,589        | 16,016        | 18,476         | 20,438         | 23,142         | 27,497         | 30,100         | 32,700         | 35,300         | 37,800         | 40,300         | 42,800         | 45,200         | 47,600         | 49,900         | 52,200         |  |  |  |
| DRCA Veterans  | n/a           | n/a           | n/a           | n/a           | 16,342        | 16,506        | 16,752        | 17,107        | 17,377        | 18,169        | 19,109        | 19,751         | 20,623         | 21,699         | 23,098         | 23,800         | 24,600         | 25,300         | 26,000         | 26,600         | 27,100         | 27,600         | 28,000         | 28,300         | 28,600         |  |  |  |
| <b>Total Veterans</b>  | <b>44,502</b> | <b>43,074</b> | <b>41,817</b> | <b>40,781</b> | <b>49,609</b> | <b>49,253</b> | <b>49,091</b> | <b>49,579</b> | <b>50,886</b> | <b>58,073</b> | <b>70,920</b> | <b>76,250</b>  | <b>81,942</b>  | <b>85,796</b>  | <b>89,588</b>  | <b>92,700</b>  | <b>95,600</b>  | <b>98,400</b>  | <b>100,900</b> | <b>103,300</b> | <b>105,400</b> | <b>107,400</b> | <b>109,200</b> | <b>110,900</b> | <b>112,500</b> |  |  |  |
| <b>Dependants :</b>  |               |               |               |               |               |               |               |               |               |               |               |                |                |                |                |                |                |                |                |                |                |                |                |                |                |  |  |  |
| Service Pension Dependants   | 19,172        | 18,176        | 17,310        | 16,482        | 15,684        | 14,900        | 14,105        | 12,957        | 12,282        | 11,715        | 11,244        | 10,768         | 10,293         | 9,733          | 9,212          | 8,700          | 8,100          | 7,600          | 7,100          | 6,600          | 6,100          | 5,700          | 5,300          | 4,900          | 4,500          |  |  |  |
| War Widow(er)s   | 20,836        | 20,189        | 19,329        | 18,377        | 17,442        | 16,304        | 15,314        | 14,325        | 13,364        | 12,424        | 11,552        | 10,711         | 9,930          | 9,199          | 8,600          | 8,100          | 7,700          | 7,300          | 7,000          | 6,800          | 6,600          | 6,400          | 6,200          | 6,000          | 5,900          |  |  |  |
| Orphans  | 58            | 65            | 61            | 60            | 62            | 59            | 49            | 43            | 44            | 43            | 40            | 44             | 47             | 53             | 51             | 60             | 60             | 60             | 60             | 60             | 60             | 60             | 60             | 50             | 50             |  |  |  |
| Adequate Means of Support (AMS) ***  | 83            | 80            | 77            | 74            | 72            | 72            | 69            | 66            | 61            | 59            | 57            | 52             | 48             | 44             | 43             | 40             | 40             | 40             | 40             | 40             | 40             | 40             | 40             | 40             | 30             |  |  |  |
| Age Pension Partners   | 440           | 403           | 383           | 378           | 357           | 369           | 365           | 361           | 372           | 410           | 456           | 477            | 505            | 537            | 527            | 500            | 500            | 500            | 500            | 500            | 500            | 500            | 500            | 500            | 500            |  |  |  |
| Commonwealth Seniors Health Cards (CSHC) Dependants                          | 697           | 705           | 655           | 646           | 568           | 564           | 515           | 936           | 515           | 528           | 494           | 450            | 436            | 425            | 398            | 400            | 300            | 300            | 300            | 300            | 300            | 200            | 200            | 200            | 200            |  |  |  |
| Defence Force Income Support Supplement (DFISA) Dependants ****              | 2,037         | 1,986         | 1,931         | 1,921         | 1,941         | 2,007         | 2,062         | 2,052         | 2,099         | 2,246         | 2,262         | 2,306          | 0              | 0              | 0              | 0              | 0              | 0              | 0              | 0              | 0              | 0              | 0              | 0              | 0              |  |  |  |
| MRCA Dependants  | n/a           | n/a           | n/a           | n/a           | 57            | 74            | 73            | 92            | 99            | 105           | 122           | 152            | 177            | 208            | 225            | 200            | 300            | 300            | 300            | 300            | 400            | 400            | 400            | 400            | 400            |  |  |  |
| Other Dependants   | 117           | 123           | 154           | 166           | 992           | 982           | 1,019         | 1,037         | 1,074         | 1,219         | 1,746         | 1,974          | 2,155          | 2,463          | 3,001          | 3,200          | 3,400          | 3,500          | 3,700          | 3,700          | 3,800          | 3,800          | 3,800          | 3,700          | 3,700          |  |  |  |
| Total Overlap Between Dependant Categories                                   | 729           | 693           | 660           | 647           | 582           | 573           | 561           | 667           | 547           | 579           | 571           | 564            | 184            | 166            | 158            | 150            | 140            | 130            | 120            | 120            | 110            | 110            | 100            | 100            | 100            |  |  |  |
| <b>Total Dependants</b>  | <b>42,711</b> | <b>41,034</b> | <b>39,240</b> | <b>37,457</b> | <b>36,593</b> | <b>34,758</b> | <b>33,010</b> | <b>31,202</b> | <b>29,363</b> | <b>28,170</b> | <b>27,402</b> | <b>26,370</b>  | <b>23,407</b>  | <b>22,496</b>  | <b>21,899</b>  | <b>21,000</b>  | <b>20,200</b>  | <b>19,500</b>  | <b>18,900</b>  | <b>18,200</b>  | <b>17,600</b>  | <b>17,000</b>  | <b>16,400</b>  | <b>15,800</b>  | <b>15,200</b>  |  |  |  |
| <b>Total Veterans and Total Dependants Overlap</b>                           | <b>747</b>    | <b>698</b>    | <b>618</b>    | <b>559</b>    | <b>329</b>    | <b>292</b>    | <b>260</b>    | <b>248</b>    | <b>240</b>    | <b>249</b>    | <b>357</b>    | <b>399</b>     | <b>375</b>     | <b>391</b>     | <b>400</b>     | <b>400</b>     | <b>400</b>     | <b>500</b>     | <b>500</b>     | <b>500</b>     | <b>500</b>     | <b>500</b>     | <b>600</b>     | <b>600</b>     | <b>600</b>     |  |  |  |
| <b>Nett Total Clients *****</b>  | <b>86,466</b> | <b>83,410</b> | <b>80,439</b> | <b>77,679</b> | <b>85,873</b> | <b>83,719</b> | <b>81,841</b> | <b>80,533</b> | <b>80,022</b> | <b>86,040</b> | <b>97,965</b> | <b>102,221</b> | <b>104,974</b> | <b>107,901</b> | <b>111,087</b> | <b>113,300</b> | <b>115,400</b> | <b>117,400</b> | <b>119,300</b> | <b>121,000</b> | <b>122,500</b> | <b>123,900</b> | <b>125,100</b> | <b>126,200</b> | <b>127,100</b> |  |  |  |

\* Starting on 1 January 2022, the Disability Pension has been renamed to the Disability Compensation Payment. This was done to reflect the fact that the Disability Pension is not an income support pension but is instead a compensation payment.

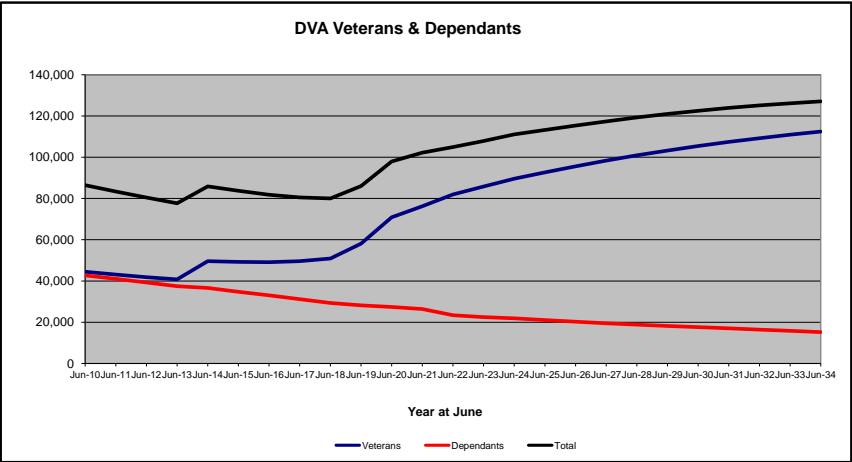
\*\* Please note that the "Treatment Cards, Allowances or Accepted Disabilities Only" category counts all DVA veteran clients, excluding recipients of the Veteran Service Pension or Disability Compensation Payment (DCP).

\*\*\* Adequate Means of Support Pensions (AMS) were granted prior to 6 June 1985. AMS is paid by DVA if the death of an ex-service man or woman is accepted to have been due to war service, and that person's death left a dependant or other near relative without adequate means of support.

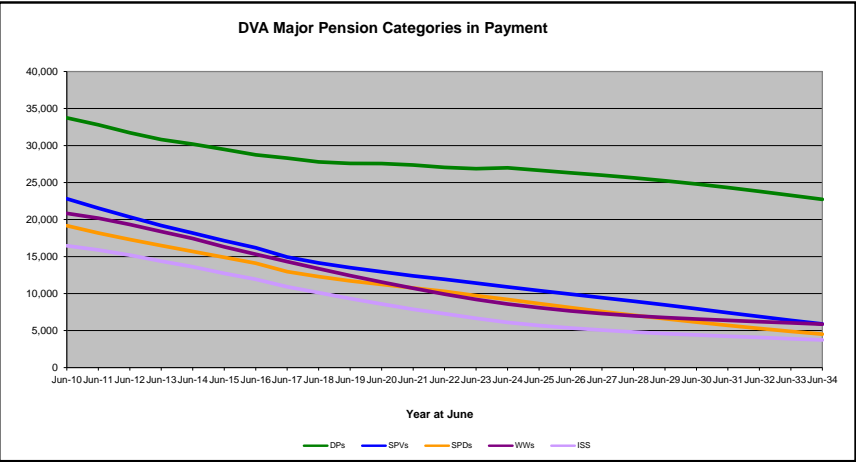
\*\*\*\* DFISA was abolished on 1 January 2022, since the payment became redundant when DVA's Disability Compensation Payment and some other relevant DVA payments were exempted from means tests for social security income support.

\*\*\*\*\* From June 2014 this report contains a more complete count of total DVA clients. The previous count; Net Total Beneficiaries; included all persons receiving a VEA pension/allowance or holding a treatment or pharmaceutical entitlement card.

In contrast, the Nett Total Client count also includes any veteran with one or more service related disabilities accepted under the DRCA or the MRCA as well as dependent children of veterans currently receiving student payments under the VCES or MRCAETS.



Date of Most Recent Actual Data : 28 June 2024



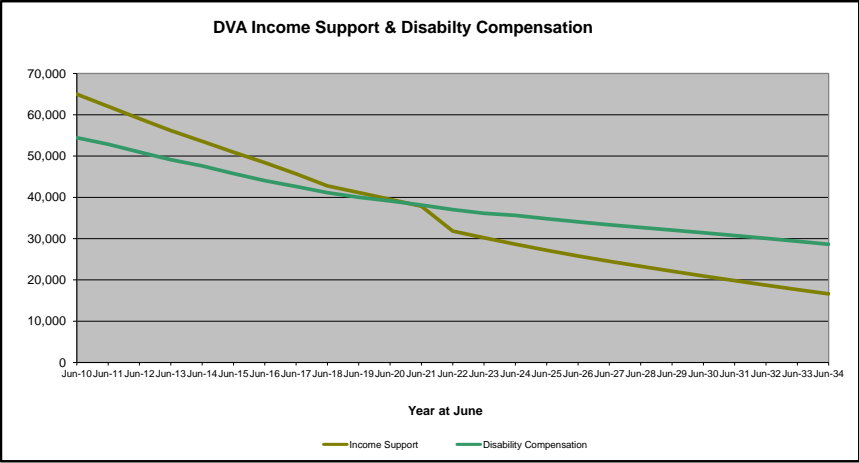
Continued next page

DVA PROJECTED BENEFICIARY NUMBERS WITH ACTUALS TO 30 JUNE 2024 - QUEENSLAND

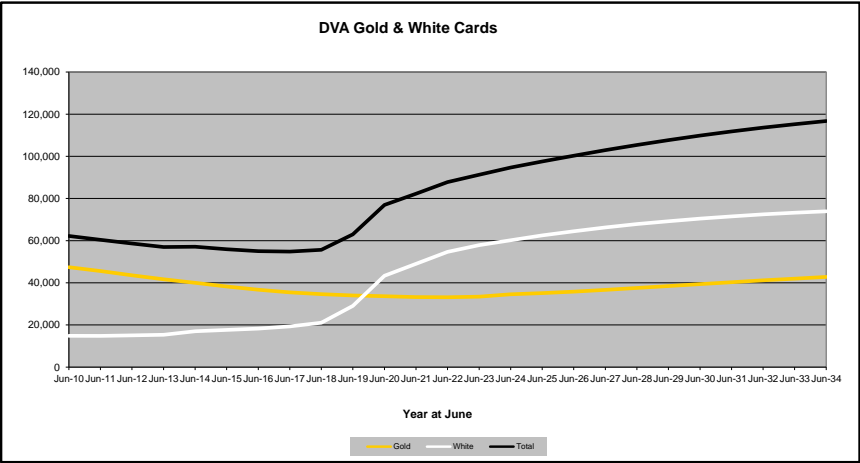
Executive Summary of DVA Beneficiaries in Receipt of Pension(s), Allowance(s) or Health Care

| BENEFICIARY CATEGORY<br>(Subsets of Net Total Beneficiaries on Previous Page) | ACTUAL DATA |           |           |           |           |           |           |           |           |           |           |           |           |           |           |           | FORECAST DATA |           |           |           |           |           |           |           |           |  |
|---|-------------|-----------|-----------|-----------|-----------|-----------|-----------|-----------|-----------|-----------|-----------|-----------|-----------|-----------|-----------|-----------|---------------|-----------|-----------|-----------|-----------|-----------|-----------|-----------|-----------|--|
|   | June 2010   | June 2011 | June 2012 | June 2013 | June 2014 | June 2015 | June 2016 | June 2017 | June 2018 | June 2019 | June 2020 | June 2021 | June 2022 | June 2023 | June 2024 | June 2025 | June 2026     | June 2027 | June 2028 | June 2029 | June 2030 | June 2031 | June 2032 | June 2033 | June 2034 |  |
| Health Treatment Card Holders :   |             |           |           |           |           |           |           |           |           |           |           |           |           |           |           |           |               |           |           |           |           |           |           |           |           |  |
| Gold Cards  | 47,407      | 45,607    | 43,583    | 41,661    | 40,041    | 38,253    | 36,740    | 35,479    | 34,602    | 33,973    | 33,625    | 33,226    | 33,162    | 33,415    | 34,553    | 35,100    | 35,800        | 36,700    | 37,600    | 38,500    | 39,400    | 40,300    | 41,200    | 42,000    | 42,800    |  |
| White Cards   | 14,832      | 14,822    | 15,041    | 15,326    | 17,050    | 17,682    | 18,268    | 19,346    | 21,055    | 29,015    | 43,339    | 49,044    | 54,647    | 57,886    | 60,175    | 62,500    | 64,500        | 66,300    | 67,800    | 69,200    | 70,400    | 71,500    | 72,500    | 73,300    | 73,900    |  |
| Total Health Treatment Cards  | 62,239      | 60,429    | 58,624    | 56,987    | 57,091    | 55,935    | 55,008    | 54,825    | 55,657    | 62,988    | 76,964    | 82,270    | 87,809    | 91,301    | 94,728    | 97,600    | 100,300       | 103,000   | 105,400   | 107,700   | 109,800   | 111,800   | 113,600   | 115,200   | 116,800   |  |
|   |             |           |           |           |           |           |           |           |           |           |           |           |           |           |           |           |               |           |           |           |           |           |           |           |           |  |
| Repatriation Pharmaceutical Benefits Cards (Orange Cards)                     | 1,931       | 1,694     | 1,460     | 1,239     | 1,038     | 845       | 670       | 535       | 396       | 300       | 229       | 176       | 109       | 71        | 54        | 40        | 20            | 10        | 10        | 10        | 0         | 0         | 0         | 0         | 0         |  |
|   |             |           |           |           |           |           |           |           |           |           |           |           |           |           |           |           |               |           |           |           |           |           |           |           |           |  |
| Other Income Support Categories:  |             |           |           |           |           |           |           |           |           |           |           |           |           |           |           |           |               |           |           |           |           |           |           |           |           |  |
| Income Support Supplement   | 16,460      | 15,894    | 15,189    | 14,379    | 13,632    | 12,727    | 11,935    | 10,923    | 10,126    | 9,326     | 8,590     | 7,872     | 7,274     | 6,661     | 6,107     | 5,700     | 5,400         | 5,100     | 4,800     | 4,600     | 4,400     | 4,200     | 4,100     | 3,900     | 3,700     |  |
| Age Pensioners  | 1,115       | 1,046     | 1,008     | 999       | 994       | 1,022     | 1,054     | 1,062     | 1,075     | 1,231     | 1,310     | 1,381     | 1,514     | 1,618     | 1,630     | 1,700     | 1,700         | 1,700     | 1,800     | 1,800     | 1,800     | 1,900     | 1,900     | 1,900     | 2,000     |  |
| Commonwealth Seniors Health Cards (CSHC)                                      | 1,338       | 1,303     | 1,190     | 1,146     | 994       | 942       | 855       | 1,625     | 856       | 889       | 866       | 811       | 799       | 804       | 783       | 800       | 700           | 700       | 700       | 600       | 600       | 600       | 600       | 500       | 500       |  |
| Defence Force Income Support Supplement (DFISA) (a)                           | 4,995       | 4,918     | 4,826     | 4,771     | 4,889     | 5,017     | 5,117     | 5,083     | 5,193     | 5,567     | 5,673     | 5,799     | 0         | 0         | 0         | 0         | 0             | 0         | 0         | 0         | 0         | 0         | 0         | 0         | 0         |  |
|   |             |           |           |           |           |           |           |           |           |           |           |           |           |           |           |           |               |           |           |           |           |           |           |           |           |  |
| Total Income Support Beneficiaries (b)  | 64,975      | 62,020    | 59,045    | 56,165    | 53,561    | 50,921    | 48,383    | 45,703    | 42,771    | 41,161    | 39,507    | 37,830    | 31,821    | 30,223    | 28,633    | 27,200    | 25,800        | 24,500    | 23,300    | 22,100    | 21,000    | 19,800    | 18,700    | 17,600    | 16,600    |  |
| Total Disability Compensation Beneficiaries (c)                               | 54,432      | 52,866    | 50,957    | 49,117    | 47,598    | 45,764    | 44,033    | 42,608    | 41,137    | 40,032    | 39,140    | 38,120    | 37,027    | 36,125    | 35,636    | 34,800    | 34,000        | 33,400    | 32,700    | 32,100    | 31,400    | 30,800    | 30,100    | 29,400    | 28,600    |  |

- (a) - DFISA was abolished on 1 January 2022, since the payment became redundant when DVA's Disability Compensation Payment and some other relevant DVA payments were exempted from means tests for social security income support.
- (b) - Includes veteran service pensions, dependant service pensions, income support supplement, age pensions, commonwealth seniors health cards and DFISA recipients.
- (c) - Includes disability, war widow, orphan and adequate means of support pensions.



Date of Most Recent Actual Data : 28 June 2024





DVA PROJECTED BENEFICIARY NUMBERS WITH ACTUALS TO 30 JUNE 2024 - SOUTH AUSTRALIA

Executive Summary of DVA Beneficiaries in Receipt of Pension(s), Allowance(s) or Health Care

| BENEFICIARY CATEGORY   | ACTUAL DATA   |               |               |               |               |               |               |               |               |               |               |               |               |               |               |               | FORECAST DATA |               |               |               |               |               |               |               |               |  |
|--|---------------|---------------|---------------|---------------|---------------|---------------|---------------|---------------|---------------|---------------|---------------|---------------|---------------|---------------|---------------|---------------|---------------|---------------|---------------|---------------|---------------|---------------|---------------|---------------|---------------|--|
|  | June 2010     | June 2011     | June 2012     | June 2013     | June 2014     | June 2015     | June 2016     | June 2017     | June 2018     | June 2019     | June 2020     | June 2021     | June 2022     | June 2023     | June 2024     | June 2025     | June 2026     | June 2027     | June 2028     | June 2029     | June 2030     | June 2031     | June 2032     | June 2033     | June 2034     |  |
| <b>Veterans :</b>  |               |               |               |               |               |               |               |               |               |               |               |               |               |               |               |               |               |               |               |               |               |               |               |               |               |  |
| Disability Compensation Payment Recipients*                                  | 8,769         | 8,319         | 7,906         | 7,518         | 7,185         | 6,866         | 6,577         | 6,294         | 6,088         | 5,898         | 5,786         | 5,713         | 5,559         | 5,445         | 5,426         | 5,300         | 5,200         | 5,100         | 5,000         | 4,900         | 4,700         | 4,600         | 4,500         | 4,300         | 4,200         |  |
| Age Pension Veterans (Included Above)  | 261           | 231           | 204           | 189           | 174           | 157           | 148           | 153           | 147           | 154           | 159           | 164           | 179           | 181           | 185           | 200           | 200           | 200           | 200           | 200           | 200           | 200           | 200           | 300           | 300           |  |
| Service Pension Veterans   | 8,844         | 8,165         | 7,531         | 6,923         | 6,452         | 5,889         | 5,498         | 4,942         | 4,633         | 4,355         | 4,103         | 3,895         | 3,662         | 3,437         | 3,257         | 3,100         | 2,900         | 2,700         | 2,600         | 2,400         | 2,200         | 2,100         | 1,900         | 1,700         | 1,600         |  |
| Disability Compensation Payment Recipient & Service Pension Veteran Overlap* | 4,903         | 4,639         | 4,382         | 4,109         | 3,917         | 3,689         | 3,518         | 3,242         | 3,105         | 2,976         | 2,837         | 2,732         | 2,609         | 2,473         | 2,349         | 2,200         | 2,100         | 2,000         | 1,900         | 1,800         | 1,600         | 1,500         | 1,400         | 1,200         | 1,100         |  |
| Treatment Cards, Allowances or Accepted Disabilities Only**                  | 1,649         | 1,584         | 1,546         | 1,520         | 3,718         | 3,874         | 3,967         | 4,154         | 4,484         | 5,948         | 9,507         | 10,692        | 12,085        | 12,990        | 13,769        | 14,500        | 15,200        | 15,900        | 16,500        | 17,100        | 17,700        | 18,200        | 18,700        | 19,100        | 19,500        |  |
| MRCA Veterans  | n/a           | n/a           | n/a           | n/a           | 1,042         | 1,264         | 1,408         | 1,576         | 1,860         | 2,316         | 2,748         | 3,102         | 3,400         | 3,894         | 4,727         | 5,200         | 5,700         | 6,100         | 6,600         | 7,000         | 7,500         | 7,900         | 8,300         | 8,700         | 9,100         |  |
| DRCA Veterans  | n/a           | n/a           | n/a           | n/a           | 3,291         | 3,341         | 3,391         | 3,413         | 3,441         | 3,520         | 3,680         | 3,796         | 3,922         | 4,057         | 4,247         | 4,300         | 4,500         | 4,600         | 4,700         | 4,800         | 4,900         | 5,000         | 5,000         | 5,100         | 5,100         |  |
| <b>Total Veterans</b>  | <b>14,359</b> | <b>13,429</b> | <b>12,601</b> | <b>11,852</b> | <b>13,441</b> | <b>12,940</b> | <b>12,524</b> | <b>12,148</b> | <b>12,100</b> | <b>13,225</b> | <b>16,559</b> | <b>17,568</b> | <b>18,697</b> | <b>19,399</b> | <b>20,103</b> | <b>20,700</b> | <b>21,200</b> | <b>21,700</b> | <b>22,200</b> | <b>22,600</b> | <b>23,000</b> | <b>23,400</b> | <b>23,700</b> | <b>23,900</b> | <b>24,100</b> |  |
| <b>Dependants :</b>  |               |               |               |               |               |               |               |               |               |               |               |               |               |               |               |               |               |               |               |               |               |               |               |               |               |  |
| Service Pension Dependants   | 8,537         | 7,969         | 7,472         | 6,902         | 6,505         | 6,026         | 5,638         | 5,131         | 4,774         | 4,461         | 4,164         | 3,900         | 3,597         | 3,328         | 3,117         | 2,900         | 2,700         | 2,500         | 2,300         | 2,100         | 2,000         | 1,800         | 1,700         | 1,600         | 1,400         |  |
| War Widow(er)s   | 8,043         | 7,687         | 7,256         | 6,883         | 6,423         | 5,905         | 5,462         | 5,036         | 4,604         | 4,141         | 3,728         | 3,378         | 3,044         | 2,732         | 2,495         | 2,300         | 2,100         | 1,900         | 1,800         | 1,700         | 1,600         | 1,600         | 1,500         | 1,500         | 1,500         |  |
| Orphans  | 13            | 14            | 12            | 14            | 12            | 10            | 9             | 8             | 6             | 10            | 9             | 11            | 11            | 12            | 15            | 20            | 10            | 10            | 10            | 10            | 10            | 10            | 10            | 10            | 10            |  |
| Adequate Means of Support (AMS) ***  | 48            | 45            | 45            | 44            | 43            | 43            | 43            | 40            | 38            | 38            | 35            | 34            | 33            | 30            | 28            | 30            | 30            | 30            | 20            | 20            | 20            | 20            | 20            | 20            | 20            |  |
| Age Pension Partners   | 203           | 188           | 167           | 154           | 147           | 130           | 128           | 119           | 116           | 111           | 111           | 110           | 111           | 111           | 106           | 100           | 100           | 100           | 90            | 90            | 90            | 90            | 90            | 80            | 80            |  |
| Commonwealth Seniors Health Cards (CSHC) Dependants                          | 404           | 396           | 372           | 343           | 295           | 266           | 249           | 348           | 215           | 202           | 181           | 168           | 159           | 146           | 136           | 120           | 110           | 100           | 90            | 80            | 80            | 70            | 70            | 60            | 60            |  |
| Defence Force Income Support Supplement (DFISA) Dependants ****              | 467           | 440           | 425           | 401           | 372           | 355           | 346           | 326           | 322           | 330           | 326           | 334           | 0             | 0             | 0             | 0             | 0             | 0             | 0             | 0             | 0             | 0             | 0             | 0             | 0             |  |
| MRCA Dependants  | n/a           | n/a           | n/a           | n/a           | 3             | 3             | 3             | 10            | 16            | 21            | 25            | 27            | 35            | 40            | 46            | 50            | 60            | 60            | 60            | 70            | 70            | 70            | 80            | 80            | 80            |  |
| Other Dependants   | 22            | 20            | 25            | 32            | 156           | 155           | 140           | 148           | 150           | 144           | 266           | 262           | 279           | 270           | 337           | 400           | 400           | 400           | 400           | 400           | 400           | 400           | 400           | 400           | 300           |  |
| Total Overlap Between Dependant Categories                                   | 436           | 415           | 386           | 346           | 298           | 258           | 249           | 262           | 208           | 192           | 166           | 161           | 89            | 77            | 72            | 60            | 50            | 40            | 40            | 40            | 30            | 30            | 30            | 20            | 20            |  |
| <b>Total Dependants</b>  | <b>17,301</b> | <b>16,344</b> | <b>15,388</b> | <b>14,427</b> | <b>13,658</b> | <b>12,635</b> | <b>11,769</b> | <b>10,904</b> | <b>10,033</b> | <b>9,266</b>  | <b>8,679</b>  | <b>8,063</b>  | <b>7,180</b>  | <b>6,592</b>  | <b>6,208</b>  | <b>5,800</b>  | <b>5,400</b>  | <b>5,100</b>  | <b>4,800</b>  | <b>4,500</b>  | <b>4,300</b>  | <b>4,100</b>  | <b>3,900</b>  | <b>3,600</b>  | <b>3,500</b>  |  |
| <b>Total Veterans and Total Dependants Overlap</b>                           | <b>259</b>    | <b>237</b>    | <b>216</b>    | <b>197</b>    | <b>127</b>    | <b>112</b>    | <b>91</b>     | <b>78</b>     | <b>72</b>     | <b>77</b>     | <b>86</b>     | <b>82</b>     | <b>72</b>     | <b>74</b>     | <b>72</b>     | <b>70</b>     | <b>80</b>     | <b>80</b>     | <b>80</b>     | <b>80</b>     | <b>90</b>     | <b>90</b>     | <b>90</b>     | <b>90</b>     | <b>90</b>     |  |
| <b>Nett Total Clients *****</b>  | <b>31,401</b> | <b>29,536</b> | <b>27,773</b> | <b>26,082</b> | <b>26,972</b> | <b>25,463</b> | <b>24,202</b> | <b>22,974</b> | <b>22,063</b> | <b>22,421</b> | <b>25,152</b> | <b>25,549</b> | <b>25,805</b> | <b>25,917</b> | <b>26,239</b> | <b>26,400</b> | <b>26,600</b> | <b>26,700</b> | <b>26,900</b> | <b>27,100</b> | <b>27,200</b> | <b>27,300</b> | <b>27,400</b> | <b>27,500</b> | <b>27,500</b> |  |

\* Starting on 1 January 2022, the Disability Pension has been renamed to the Disability Compensation Payment. This was done to reflect the fact that the Disability Pension is not an income support pension but is instead a compensation payment.

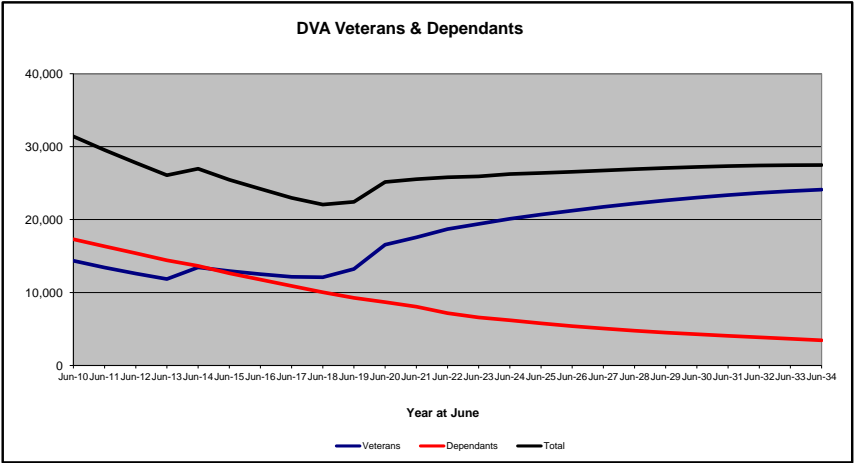
\*\* Please note that the "Treatment Cards, Allowances or Accepted Disabilities Only" category counts all DVA veteran clients, excluding recipients of the Veteran Service Pension or Disability Compensation Payment (DCP).

\*\*\* Adequate Means of Support Pensions (AMS) were granted prior to 6 June 1985. AMS is paid by DVA if the death of an ex-service man or woman is accepted to have been due to war service, and that person's death left a dependant or other near relative without adequate means of support.

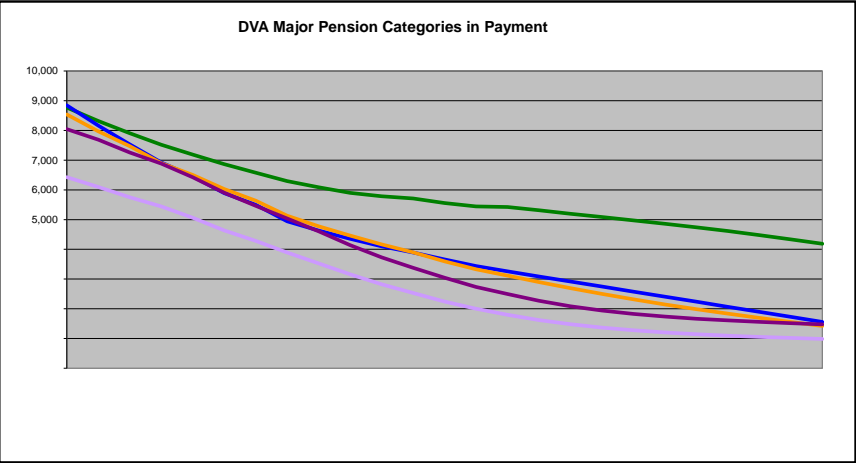
\*\*\*\* DFISA was abolished on 1 January 2022, since the payment became redundant when DVA's Disability Compensation Payment and some other relevant DVA payments were exempted from means tests for social security income support.

\*\*\*\*\* From June 2014 this report contains a more complete count of total DVA clients. The previous count; Net Total Beneficiaries; included all persons receiving a VEA pension/allowance or holding a treatment or pharmaceutical entitlement card.

In contrast, the Nett Total Client count also includes any veteran with one or more service related disabilities accepted under the DRCA or the MRCA as well as dependent children of veterans currently receiving student payments under the VCES or MRCAETS.



Date of Most Recent Actual Data : 28 June 2024



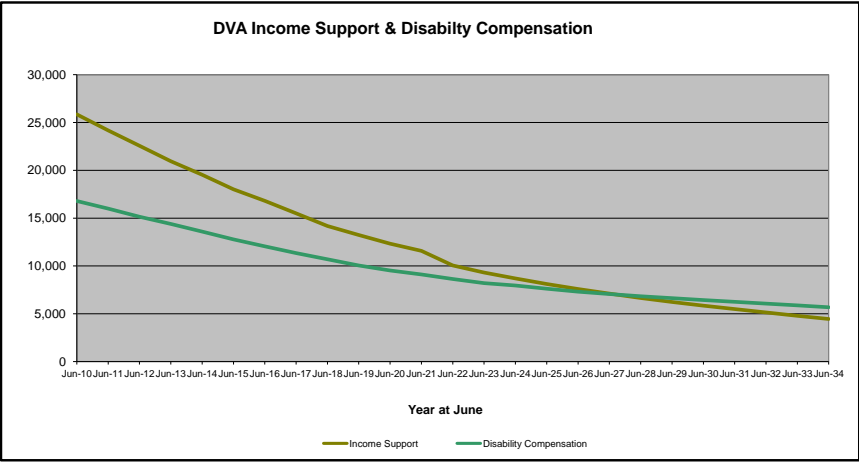
Continued next page

DVA PROJECTED BENEFICIARY NUMBERS WITH ACTUALS TO 30 JUNE 2024 - SOUTH AUSTRALIA

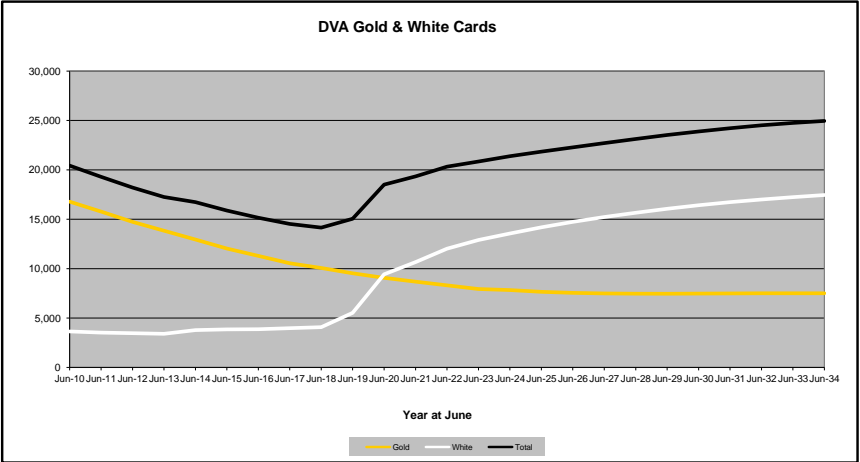
Executive Summary of DVA Beneficiaries in Receipt of Pension(s), Allowance(s) or Health Care

| BENEFICIARY CATEGORY<br>(Subsets of Net Total Beneficiaries on Previous Page) | ACTUAL DATA |           |           |           |           |           |           |           |           |           |           |           |           |           |           |           | FORECAST DATA |           |           |           |           |           |           |           |           |  |  |  |
|---|-------------|-----------|-----------|-----------|-----------|-----------|-----------|-----------|-----------|-----------|-----------|-----------|-----------|-----------|-----------|-----------|---------------|-----------|-----------|-----------|-----------|-----------|-----------|-----------|-----------|--|--|--|
|   | June 2010   | June 2011 | June 2012 | June 2013 | June 2014 | June 2015 | June 2016 | June 2017 | June 2018 | June 2019 | June 2020 | June 2021 | June 2022 | June 2023 | June 2024 | June 2025 | June 2026     | June 2027 | June 2028 | June 2029 | June 2030 | June 2031 | June 2032 | June 2033 | June 2034 |  |  |  |
| Health Treatment Card Holders :   |             |           |           |           |           |           |           |           |           |           |           |           |           |           |           |           |               |           |           |           |           |           |           |           |           |  |  |  |
| Gold Cards  | 16,784      | 15,781    | 14,738    | 13,844    | 12,949    | 12,032    | 11,286    | 10,543    | 10,072    | 9,530     | 9,076     | 8,679     | 8,306     | 7,936     | 7,832     | 7,700     | 7,500         | 7,500     | 7,500     | 7,500     | 7,500     | 7,500     | 7,500     | 7,500     | 7,500     |  |  |  |
| White Cards   | 3,643       | 3,518     | 3,465     | 3,405     | 3,780     | 3,857     | 3,870     | 3,977     | 4,083     | 5,516     | 9,432     | 10,669    | 12,023    | 12,908    | 13,556    | 14,200    | 14,700        | 15,200    | 15,700    | 16,100    | 16,400    | 16,700    | 17,000    | 17,200    | 17,500    |  |  |  |
| Total Health Treatment Cards  | 20,427      | 19,299    | 18,203    | 17,249    | 16,729    | 15,889    | 15,156    | 14,520    | 14,155    | 15,046    | 18,508    | 19,348    | 20,329    | 20,844    | 21,388    | 21,800    | 22,300        | 22,700    | 23,100    | 23,500    | 23,900    | 24,200    | 24,500    | 24,700    | 25,000    |  |  |  |
|   |             |           |           |           |           |           |           |           |           |           |           |           |           |           |           |           |               |           |           |           |           |           |           |           |           |  |  |  |
| Repatriation Pharmaceutical Benefits Cards (Orange Cards)                     | 1,397       | 1,215     | 1,044     | 884       | 748       | 607       | 492       | 396       | 295       | 214       | 157       | 114       | 74        | 46        | 33        | 20        | 10            | 10        | 0         | 0         | 0         | 0         | 0         | 0         | 0         |  |  |  |
|   |             |           |           |           |           |           |           |           |           |           |           |           |           |           |           |           |               |           |           |           |           |           |           |           |           |  |  |  |
| Other Income Support Categories:  |             |           |           |           |           |           |           |           |           |           |           |           |           |           |           |           |               |           |           |           |           |           |           |           |           |  |  |  |
| Income Support Supplement   | 6,428       | 6,097     | 5,752     | 5,445     | 5,064     | 4,636     | 4,284     | 3,891     | 3,528     | 3,158     | 2,821     | 2,531     | 2,242     | 2,002     | 1,798     | 1,600     | 1,500         | 1,400     | 1,300     | 1,200     | 1,100     | 1,100     | 1,100     | 1,000     | 1,000     |  |  |  |
| Age Pensioners  | 464         | 419       | 371       | 343       | 322       | 288       | 277       | 274       | 265       | 266       | 269       | 273       | 289       | 292       | 292       | 300       | 300           | 300       | 300       | 300       | 300       | 300       | 300       | 300       | 400       |  |  |  |
| Commonwealth Seniors Health Cards (CSHC)                                      | 660         | 634       | 576       | 519       | 434       | 390       | 360       | 553       | 318       | 301       | 284       | 266       | 257       | 249       | 235       | 200       | 200           | 190       | 180       | 170       | 160       | 160       | 150       | 150       | 140       |  |  |  |
| Defence Force Income Support Supplement (DFISA) (a)                           | 1,257       | 1,191     | 1,142     | 1,067     | 983       | 968       | 944       | 885       | 849       | 884       | 888       | 915       | 0         | 0         | 0         | 0         | 0             | 0         | 0         | 0         | 0         | 0         | 0         | 0         | 0         |  |  |  |
|   |             |           |           |           |           |           |           |           |           |           |           |           |           |           |           |           |               |           |           |           |           |           |           |           |           |  |  |  |
| Total Income Support Beneficiaries (b)  | 25,849      | 24,165    | 22,565    | 20,949    | 19,541    | 18,003    | 16,808    | 15,495    | 14,181    | 13,232    | 12,336    | 11,575    | 10,047    | 9,308     | 8,699     | 8,100     | 7,600         | 7,100     | 6,700     | 6,200     | 5,900     | 5,500     | 5,100     | 4,800     | 4,500     |  |  |  |
| Total Disability Compensation Beneficiaries (c)                               | 16,788      | 15,986    | 15,145    | 14,390    | 13,598    | 12,769    | 12,045    | 11,337    | 10,699    | 10,051    | 9,529     | 9,114     | 8,628     | 8,202     | 7,949     | 7,600     | 7,300         | 7,100     | 6,800     | 6,600     | 6,400     | 6,200     | 6,100     | 5,900     | 5,700     |  |  |  |

- (a) - DFISA was abolished on 1 January 2022, since the payment became redundant when DVA's Disability Compensation Payment and some other relevant DVA payments were exempted from means tests for social security income support.
- (b) - Includes veteran service pensions, dependant service pensions, income support supplement, age pensions, commonwealth seniors health cards and DFISA recipients.
- (c) - Includes disability, war widow, orphan and adequate means of support pensions.



Date of Most Recent Actual Data : 28 June 2024



DVA PROJECTED BENEFICIARY NUMBERS WITH ACTUALS TO 30 JUNE 2024 - WESTERN AUSTRALIA

Executive Summary of DVA Beneficiaries in Receipt of Pension(s), Allowance(s) or Health Care

| BENEFICIARY CATEGORY   | ACTUAL DATA   |               |               |               |               |               |               |               |               |               |               |               |               |               |               |               | FORECAST DATA |               |               |               |               |               |               |               |               |  |
|--|---------------|---------------|---------------|---------------|---------------|---------------|---------------|---------------|---------------|---------------|---------------|---------------|---------------|---------------|---------------|---------------|---------------|---------------|---------------|---------------|---------------|---------------|---------------|---------------|---------------|--|
|  | June 2010     | June 2011     | June 2012     | June 2013     | June 2014     | June 2015     | June 2016     | June 2017     | June 2018     | June 2019     | June 2020     | June 2021     | June 2022     | June 2023     | June 2024     | June 2025     | June 2026     | June 2027     | June 2028     | June 2029     | June 2030     | June 2031     | June 2032     | June 2033     | June 2034     |  |
| <b>Veterans :</b>  |               |               |               |               |               |               |               |               |               |               |               |               |               |               |               |               |               |               |               |               |               |               |               |               |               |  |
| Disability Compensation Payment Recipients*                                  | 11,413        | 11,025        | 10,599        | 10,294        | 9,927         | 9,515         | 9,236         | 8,940         | 8,683         | 8,464         | 8,398         | 8,328         | 8,210         | 8,043         | 8,061         | 7,900         | 7,800         | 7,700         | 7,600         | 7,400         | 7,300         | 7,100         | 7,000         | 6,800         | 6,600         |  |
| Age Pension Veterans (Included Above)  | 227           | 219           | 204           | 201           | 194           | 190           | 196           | 201           | 189           | 187           | 197           | 196           | 217           | 233           | 243           | 300           | 300           | 300           | 300           | 300           | 400           | 400           | 400           | 400           | 400           |  |
| Service Pension Veterans   | 9,630         | 9,013         | 8,383         | 7,859         | 7,385         | 6,893         | 6,487         | 5,940         | 5,629         | 5,327         | 5,074         | 4,880         | 4,641         | 4,423         | 4,221         | 4,000         | 3,800         | 3,600         | 3,300         | 3,100         | 2,900         | 2,700         | 2,500         | 2,300         | 2,100         |  |
| Disability Compensation Payment Recipient & Service Pension Veteran Overlap* | 5,658         | 5,369         | 5,083         | 4,868         | 4,629         | 4,380         | 4,224         | 3,920         | 3,782         | 3,631         | 3,522         | 3,428         | 3,303         | 3,178         | 3,057         | 2,900         | 2,800         | 2,600         | 2,500         | 2,300         | 2,100         | 2,000         | 1,800         | 1,600         | 1,500         |  |
| Treatment Cards, Allowances or Accepted Disabilities Only**                  | 2,420         | 2,308         | 2,345         | 2,387         | 5,866         | 5,963         | 6,103         | 6,243         | 6,693         | 8,300         | 12,450        | 14,201        | 16,197        | 17,584        | 18,787        | 20,000        | 21,100        | 22,100        | 23,100        | 24,000        | 24,900        | 25,700        | 26,400        | 27,100        | 27,800        |  |
| MRCA Veterans  | n/a           | n/a           | n/a           | n/a           | 1,669         | 1,861         | 2,091         | 2,246         | 2,515         | 3,086         | 3,609         | 4,162         | 4,629         | 5,351         | 6,585         | 7,300         | 8,100         | 8,800         | 9,500         | 10,300        | 11,000        | 11,700        | 12,300        | 13,000        | 13,700        |  |
| DRCA Veterans  | n/a           | n/a           | n/a           | n/a           | 5,680         | 5,740         | 5,800         | 5,781         | 5,792         | 5,963         | 6,196         | 6,378         | 6,623         | 6,808         | 7,165         | 7,400         | 7,500         | 7,700         | 7,900         | 8,000         | 8,200         | 8,300         | 8,400         | 8,500         | 8,600         |  |
| <b>Total Veterans</b>  | <b>17,805</b> | <b>16,977</b> | <b>16,244</b> | <b>15,672</b> | <b>18,551</b> | <b>17,991</b> | <b>17,602</b> | <b>17,203</b> | <b>17,223</b> | <b>18,460</b> | <b>22,400</b> | <b>23,981</b> | <b>25,745</b> | <b>26,872</b> | <b>28,012</b> | <b>29,000</b> | <b>29,900</b> | <b>30,800</b> | <b>31,600</b> | <b>32,300</b> | <b>32,900</b> | <b>33,500</b> | <b>34,100</b> | <b>34,600</b> | <b>35,000</b> |  |
| <b>Dependants :</b>  |               |               |               |               |               |               |               |               |               |               |               |               |               |               |               |               |               |               |               |               |               |               |               |               |               |  |
| Service Pension Dependants   | 9,301         | 8,837         | 8,334         | 7,900         | 7,441         | 6,981         | 6,598         | 6,009         | 5,669         | 5,351         | 5,050         | 4,831         | 4,546         | 4,290         | 4,015         | 3,800         | 3,600         | 3,400         | 3,200         | 3,000         | 2,800         | 2,600         | 2,500         | 2,300         | 2,200         |  |
| War Widow(er)s   | 7,052         | 6,798         | 6,524         | 6,163         | 5,832         | 5,459         | 5,129         | 4,768         | 4,435         | 4,150         | 3,867         | 3,542         | 3,273         | 2,998         | 2,824         | 2,600         | 2,500         | 2,300         | 2,200         | 2,100         | 2,100         | 2,000         | 1,900         | 1,900         | 1,800         |  |
| Orphans  | 16            | 12            | 6             | 7             | 8             | 10            | 10            | 15            | 15            | 13            | 11            | 15            | 16            | 13            | 11            | 10            | 10            | 10            | 10            | 10            | 10            | 10            | 10            | 10            | 10            |  |
| Adequate Means of Support (AMS) ***  | 32            | 29            | 28            | 27            | 25            | 25            | 24            | 24            | 23            | 21            | 21            | 21            | 20            | 19            | 18            | 20            | 20            | 20            | 20            | 20            | 20            | 20            | 20            | 20            | 10            |  |
| Age Pension Partners   | 199           | 195           | 191           | 176           | 165           | 162           | 162           | 166           | 154           | 153           | 154           | 155           | 158           | 161           | 156           | 150           | 150           | 150           | 150           | 150           | 150           | 160           | 150           | 150           | 160           |  |
| Commonwealth Seniors Health Cards (CSHC) Dependants                          | 680           | 676           | 623           | 583           | 503           | 496           | 464           | 608           | 433           | 408           | 383           | 353           | 328           | 315           | 296           | 300           | 300           | 200           | 200           | 200           | 200           | 190           | 170           | 160           | 140           |  |
| Defence Force Income Support Supplement (DFISA) Dependants ****              | 609           | 613           | 589           | 552           | 536           | 521           | 510           | 487           | 477           | 485           | 488           | 478           | 0             | 0             | 0             | 0             | 0             | 0             | 0             | 0             | 0             | 0             | 0             | 0             | 0             |  |
| MRCA Dependants  | n/a           | n/a           | n/a           | n/a           | 21            | 20            | 25            | 23            | 30            | 37            | 43            | 43            | 37            | 40            | 49            | 60            | 60            | 70            | 70            | 70            | 80            | 80            | 80            | 90            | 90            |  |
| Other Dependants   | 36            | 36            | 50            | 60            | 283           | 272           | 274           | 269           | 284           | 288           | 443           | 445           | 449           | 492           | 579           | 600           | 600           | 600           | 600           | 600           | 600           | 600           | 600           | 600           | 500           |  |
| Total Overlap Between Dependant Categories                                   | 619           | 610           | 578           | 532           | 457           | 434           | 415           | 420           | 360           | 343           | 323           | 297           | 186           | 172           | 165           | 150           | 130           | 110           | 100           | 90            | 80            | 70            | 70            | 60            | 50            |  |
| <b>Total Dependants</b>  | <b>17,306</b> | <b>16,586</b> | <b>15,767</b> | <b>14,936</b> | <b>14,357</b> | <b>13,512</b> | <b>12,781</b> | <b>11,949</b> | <b>11,160</b> | <b>10,563</b> | <b>10,137</b> | <b>9,586</b>  | <b>8,641</b>  | <b>8,156</b>  | <b>7,783</b>  | <b>7,400</b>  | <b>7,000</b>  | <b>6,700</b>  | <b>6,400</b>  | <b>6,100</b>  | <b>5,900</b>  | <b>5,600</b>  | <b>5,400</b>  | <b>5,200</b>  | <b>4,900</b>  |  |
| <b>Total Veterans and Total Dependants Overlap</b>                           | <b>340</b>    | <b>319</b>    | <b>286</b>    | <b>264</b>    | <b>165</b>    | <b>149</b>    | <b>133</b>    | <b>113</b>    | <b>98</b>     | <b>93</b>     | <b>113</b>    | <b>118</b>    | <b>111</b>    | <b>102</b>    | <b>109</b>    | <b>110</b>    | <b>120</b>    | <b>120</b>    | <b>130</b>    | <b>130</b>    | <b>140</b>    | <b>140</b>    | <b>140</b>    | <b>140</b>    | <b>140</b>    |  |
| <b>Nett Total Clients *****</b>  | <b>34,771</b> | <b>33,244</b> | <b>31,725</b> | <b>30,344</b> | <b>32,743</b> | <b>31,354</b> | <b>30,250</b> | <b>29,039</b> | <b>28,288</b> | <b>28,938</b> | <b>32,424</b> | <b>33,449</b> | <b>34,275</b> | <b>34,926</b> | <b>35,686</b> | <b>36,200</b> | <b>36,800</b> | <b>37,300</b> | <b>37,800</b> | <b>38,300</b> | <b>38,700</b> | <b>39,000</b> | <b>39,300</b> | <b>39,600</b> | <b>39,800</b> |  |

\* Starting on 1 January 2022, the Disability Pension has been renamed to the Disability Compensation Payment. This was done to reflect the fact that the Disability Pension is not an income support pension but is instead a compensation payment.

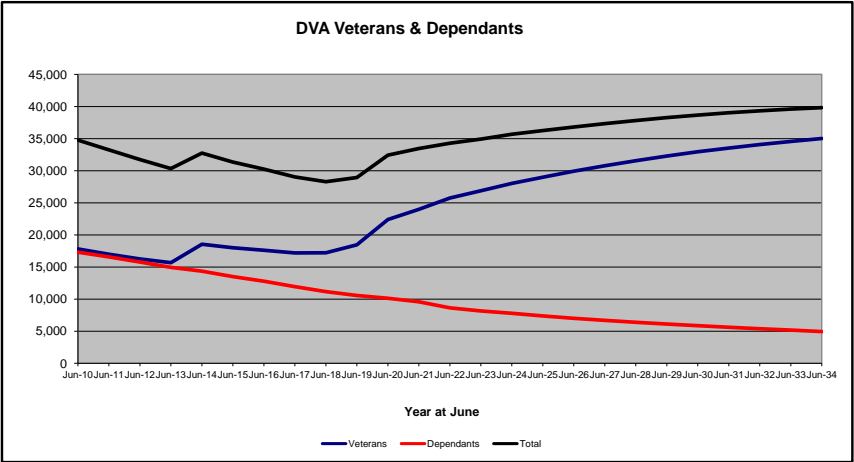
\*\* Please note that the "Treatment Cards, Allowances or Accepted Disabilities Only" category counts all DVA veteran clients, excluding recipients of the Veteran Service Pension or Disability Compensation Payment (DCP).

\*\*\* Adequate Means of Support Pensions (AMS) were granted prior to 6 June 1985. AMS is paid by DVA if the death of an ex-service man or woman is accepted to have been due to war service, and that person's death left a dependant or other near relative without adequate means of support.

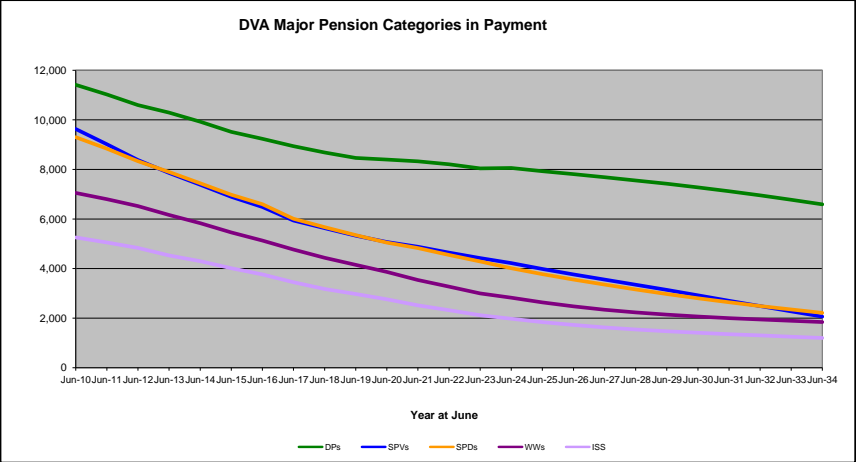
\*\*\*\* DFISA was abolished on 1 January 2022, since the payment became redundant when DVA's Disability Compensation Payment and some other relevant DVA payments were exempted from means tests for social security income support.

\*\*\*\*\* From June 2014 this report contains a more complete count of total DVA clients. The previous count; Net Total Beneficiaries; included all persons receiving a VEA pension/allowance or holding a treatment or pharmaceutical entitlement card.

In contrast, the Nett Total Client count also includes any veteran with one or more service related disabilities accepted under the DRCA or the MRCA as well as dependent children of veterans currently receiving student payments under the VCES or MRCAETS.



Date of Most Recent Actual Data : 28 June 2024



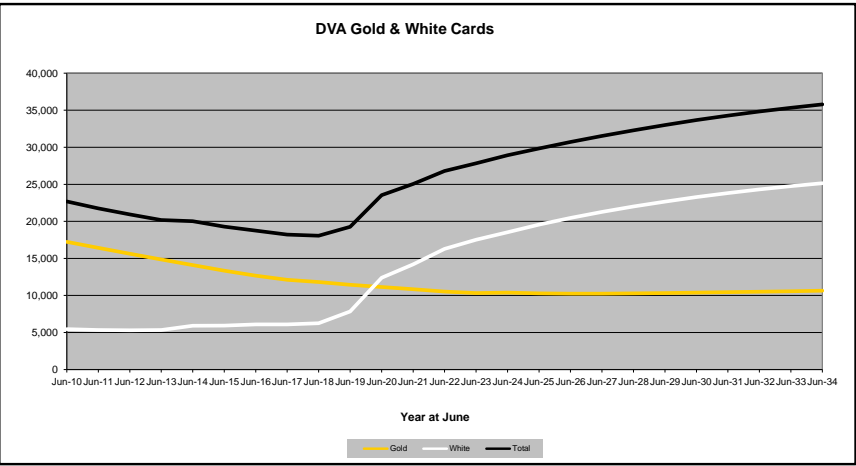
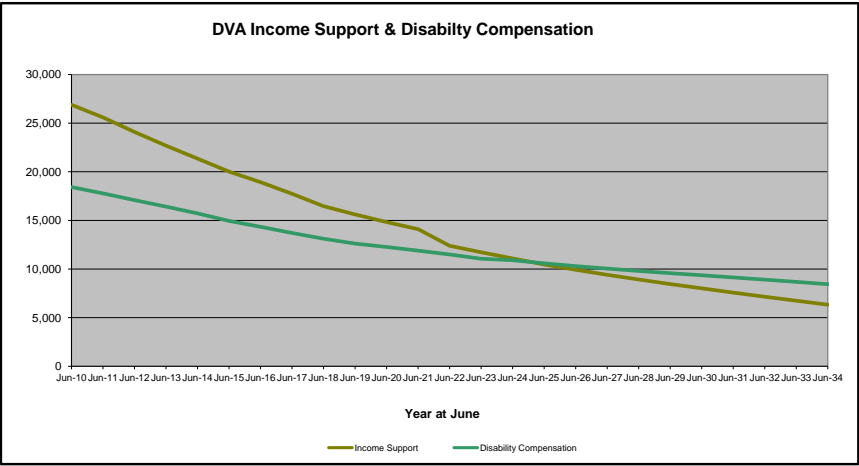
Continued next page

DVA PROJECTED BENEFICIARY NUMBERS WITH ACTUALS TO 30 JUNE 2024 - WESTERN AUSTRALIA

Executive Summary of DVA Beneficiaries in Receipt of Pension(s), Allowance(s) or Health Care

| BENEFICIARY CATEGORY<br>(Subsets of Net Total Beneficiaries on Previous Page) | ACTUAL DATA |           |           |           |           |           |           |           |           |           |           |           |           |           |           | FORECAST DATA |           |           |           |           |           |           |           |           |           |
|---|-------------|-----------|-----------|-----------|-----------|-----------|-----------|-----------|-----------|-----------|-----------|-----------|-----------|-----------|-----------|---------------|-----------|-----------|-----------|-----------|-----------|-----------|-----------|-----------|-----------|
|   | June 2010   | June 2011 | June 2012 | June 2013 | June 2014 | June 2015 | June 2016 | June 2017 | June 2018 | June 2019 | June 2020 | June 2021 | June 2022 | June 2023 | June 2024 | June 2025     | June 2026 | June 2027 | June 2028 | June 2029 | June 2030 | June 2031 | June 2032 | June 2033 | June 2034 |
| Health Treatment Card Holders :   |             |           |           |           |           |           |           |           |           |           |           |           |           |           |           |               |           |           |           |           |           |           |           |           |           |
| Gold Cards  | 17,238      | 16,428    | 15,639    | 14,861    | 14,099    | 13,341    | 12,669    | 12,114    | 11,810    | 11,435    | 11,145    | 10,851    | 10,524    | 10,320    | 10,390    | 10,300        | 10,200    | 10,200    | 10,300    | 10,300    | 10,400    | 10,400    | 10,500    | 10,600    | 10,600    |
| White Cards   | 5,458       | 5,330     | 5,302     | 5,331     | 5,921     | 5,945     | 6,088     | 6,096     | 6,256     | 7,843     | 12,401    | 14,208    | 16,283    | 17,514    | 18,531    | 19,600        | 20,500    | 21,300    | 22,000    | 22,700    | 23,300    | 23,800    | 24,300    | 24,700    | 25,100    |
| Total Health Treatment Cards  | 22,696      | 21,758    | 20,941    | 20,192    | 20,020    | 19,286    | 18,757    | 18,210    | 18,066    | 19,278    | 23,546    | 25,059    | 26,807    | 27,834    | 28,921    | 29,800        | 30,700    | 31,500    | 32,300    | 33,000    | 33,700    | 34,300    | 34,800    | 35,300    | 35,800    |
|   |             |           |           |           |           |           |           |           |           |           |           |           |           |           |           |               |           |           |           |           |           |           |           |           |           |
| Repatriation Pharmaceutical Benefits Cards (Orange Cards)                     | 1,375       | 1,208     | 1,035     | 882       | 758       | 624       | 503       | 391       | 314       | 238       | 175       | 135       | 95        | 64        | 46        | 30            | 20        | 10        | 10        | 0         | 0         | 0         | 0         | 0         | 0         |
|   |             |           |           |           |           |           |           |           |           |           |           |           |           |           |           |               |           |           |           |           |           |           |           |           |           |
| Other Income Support Categories:  |             |           |           |           |           |           |           |           |           |           |           |           |           |           |           |               |           |           |           |           |           |           |           |           |           |
| Income Support Supplement   | 5,257       | 5,052     | 4,835     | 4,529     | 4,297     | 4,014     | 3,765     | 3,449     | 3,178     | 2,975     | 2,760     | 2,519     | 2,320     | 2,122     | 1,974     | 1,800         | 1,700     | 1,600     | 1,500     | 1,500     | 1,400     | 1,400     | 1,300     | 1,300     | 1,200     |
| Age Pensioners  | 426         | 414       | 395       | 377       | 367       | 359       | 365       | 373       | 349       | 347       | 351       | 351       | 375       | 393       | 398       | 400           | 400       | 500       | 500       | 500       | 500       | 500       | 500       | 600       | 600       |
| Commonwealth Seniors Health Cards (CSHC)                                      | 1,072       | 1,049     | 972       | 910       | 762       | 700       | 658       | 939       | 615       | 588       | 568       | 525       | 505       | 500       | 479       | 500           | 400       | 400       | 400       | 400       | 400       | 300       | 300       | 300       | 300       |
| Defence Force Income Support Supplement (DFISA) (a)                           | 1,502       | 1,518     | 1,458     | 1,380     | 1,340     | 1,304     | 1,300     | 1,268     | 1,244     | 1,268     | 1,263     | 1,237     | 0         | 0         | 0         | 0             | 0         | 0         | 0         | 0         | 0         | 0         | 0         | 0         | 0         |
|   |             |           |           |           |           |           |           |           |           |           |           |           |           |           |           |               |           |           |           |           |           |           |           |           |           |
| Total Income Support Beneficiaries (b)  | 26,886      | 25,591    | 24,096    | 22,685    | 21,348    | 20,014    | 18,926    | 17,731    | 16,456    | 15,617    | 14,820    | 14,094    | 12,387    | 11,728    | 11,087    | 10,500        | 9,900     | 9,400     | 8,900     | 8,500     | 8,000     | 7,600     | 7,100     | 6,700     | 6,300     |
| Total Disability Compensation Beneficiaries (c)                               | 18,427      | 17,779    | 17,080    | 16,420    | 15,727    | 14,949    | 14,349    | 13,705    | 13,120    | 12,617    | 12,271    | 11,884    | 11,499    | 11,062    | 10,903    | 10,600        | 10,300    | 10,000    | 9,800     | 9,600     | 9,400     | 9,100     | 8,900     | 8,700     | 8,400     |

- (a) - DFISA was abolished on 1 January 2022, since the payment became redundant when DVA's Disability Compensation Payment and some other relevant DVA payments were exempted from means tests for social security income support.
- (b) - Includes veteran service pensions, dependant service pensions, income support supplement, age pensions, commonwealth seniors health cards and DFISA recipients.
- (c) - Includes disability, war widow, orphan and adequate means of support pensions.



Date of Most Recent Actual Data : 28 June 2024

DVA PROJECTED BENEFICIARY NUMBERS WITH ACTUALS TO 30 JUNE 2024 - TASMANIA

Executive Summary of DVA Beneficiaries in Receipt of Pension(s), Allowance(s) or Health Care

| BENEFICIARY CATEGORY   | ACTUAL DATA   |               |               |              |               |              |              |              |              |              |              |              |              |              |              | FORECAST DATA |              |              |              |              |              |              |              |              |              |  |  |
|--|---------------|---------------|---------------|--------------|---------------|--------------|--------------|--------------|--------------|--------------|--------------|--------------|--------------|--------------|--------------|---------------|--------------|--------------|--------------|--------------|--------------|--------------|--------------|--------------|--------------|--|--|
|  | June 2010     | June 2011     | June 2012     | June 2013    | June 2014     | June 2015    | June 2016    | June 2017    | June 2018    | June 2019    | June 2020    | June 2021    | June 2022    | June 2023    | June 2024    | June 2025     | June 2026    | June 2027    | June 2028    | June 2029    | June 2030    | June 2031    | June 2032    | June 2033    | June 2034    |  |  |
| <b>Veterans :</b>  |               |               |               |              |               |              |              |              |              |              |              |              |              |              |              |               |              |              |              |              |              |              |              |              |              |  |  |
| Disability Compensation Payment Recipients*                                  | 3,851         | 3,664         | 3,477         | 3,306        | 3,144         | 3,005        | 2,905        | 2,783        | 2,695        | 2,623        | 2,599        | 2,540        | 2,468        | 2,393        | 2,393        | 2,300         | 2,300        | 2,200        | 2,200        | 2,100        | 2,100        | 2,000        | 2,000        | 1,900        | 1,800        |  |  |
| Age Pension Veterans (Included Above)  | 64            | 58            | 56            | 56           | 56            | 57           | 56           | 63           | 68           | 66           | 65           | 77           | 82           | 92           | 89           | 90            | 100          | 100          | 110          | 110          | 120          | 120          | 130          | 130          | 140          |  |  |
| Service Pension Veterans   | 3,440         | 3,179         | 2,916         | 2,666        | 2,444         | 2,226        | 2,045        | 1,830        | 1,708        | 1,590        | 1,494        | 1,379        | 1,303        | 1,216        | 1,154        | 1,100         | 1,000        | 900          | 900          | 800          | 700          | 700          | 600          | 500          | 500          |  |  |
| Disability Compensation Payment Recipient & Service Pension Veteran Overlap* | 2,410         | 2,259         | 2,122         | 1,963        | 1,818         | 1,680        | 1,570        | 1,429        | 1,352        | 1,271        | 1,206        | 1,131        | 1,076        | 1,011        | 960          | 900           | 800          | 800          | 700          | 700          | 600          | 600          | 500          | 400          | 400          |  |  |
| Treatment Cards, Allowances or Accepted Disabilities Only**                  | 488           | 482           | 490           | 477          | 1,433         | 1,487        | 1,522        | 1,587        | 1,709        | 2,115        | 2,924        | 3,248        | 3,687        | 3,976        | 4,246        | 4,500         | 4,800        | 5,100        | 5,300        | 5,600        | 5,800        | 6,000        | 6,200        | 6,400        | 6,600        |  |  |
| MRCA Veterans  | n/a           | n/a           | n/a           | n/a          | 312           | 364          | 421          | 492          | 588          | 718          | 849          | 952          | 1,062        | 1,198        | 1,396        | 1,500         | 1,700        | 1,900        | 2,000        | 2,200        | 2,400        | 2,500        | 2,700        | 2,900        | 3,000        |  |  |
| DRCA Veterans  | n/a           | n/a           | n/a           | n/a          | 1,622         | 1,638        | 1,671        | 1,696        | 1,711        | 1,771        | 1,846        | 1,906        | 1,973        | 2,009        | 2,094        | 2,100         | 2,200        | 2,200        | 2,300        | 2,300        | 2,300        | 2,400        | 2,400        | 2,400        | 2,400        |  |  |
| <b>Total Veterans</b>  | <b>5,369</b>  | <b>5,066</b>  | <b>4,761</b>  | <b>4,486</b> | <b>5,203</b>  | <b>5,038</b> | <b>4,902</b> | <b>4,771</b> | <b>4,760</b> | <b>5,057</b> | <b>5,811</b> | <b>6,036</b> | <b>6,382</b> | <b>6,574</b> | <b>6,833</b> | <b>7,100</b>  | <b>7,300</b> | <b>7,500</b> | <b>7,700</b> | <b>7,800</b> | <b>8,000</b> | <b>8,200</b> | <b>8,300</b> | <b>8,400</b> | <b>8,600</b> |  |  |
| <b>Dependants :</b>  |               |               |               |              |               |              |              |              |              |              |              |              |              |              |              |               |              |              |              |              |              |              |              |              |              |  |  |
| Service Pension Dependants   | 2,987         | 2,829         | 2,629         | 2,419        | 2,247         | 2,043        | 1,912        | 1,729        | 1,613        | 1,506        | 1,414        | 1,317        | 1,229        | 1,140        | 1,053        | 1,000         | 900          | 800          | 800          | 700          | 600          | 600          | 500          | 500          | 500          |  |  |
| War Widow(er)s   | 3,206         | 3,034         | 2,838         | 2,648        | 2,462         | 2,314        | 2,107        | 1,913        | 1,725        | 1,540        | 1,412        | 1,290        | 1,174        | 1,068        | 993          | 900           | 800          | 800          | 700          | 700          | 600          | 600          | 600          | 500          | 500          |  |  |
| Orphans  | 3             | 1             | 1             | 0            | 3             | 3            | 2            | 6            | 5            | 5            | 7            | 3            | 5            | 7            | 5            | 0             | 0            | 0            | 0            | 0            | 0            | 0            | 0            | 0            | 0            |  |  |
| Adequate Means of Support (AMS) ***  | 23            | 23            | 22            | 22           | 22            | 20           | 20           | 20           | 17           | 16           | 15           | 14           | 14           | 14           | 14           | 10            | 10           | 10           | 10           | 10           | 10           | 10           | 10           | 10           | 10           |  |  |
| Age Pension Partners   | 42            | 42            | 43            | 41           | 40            | 42           | 41           | 33           | 37           | 34           | 31           | 35           | 34           | 36           | 36           | 40            | 40           | 30           | 30           | 30           | 30           | 30           | 30           | 30           | 30           |  |  |
| Commonwealth Seniors Health Cards (CSHC) Dependants                          | 92            | 83            | 80            | 72           | 57            | 54           | 49           | 93           | 57           | 55           | 46           | 44           | 40           | 38           | 34           | 30            | 30           | 30           | 30           | 30           | 30           | 30           | 30           | 30           | 30           |  |  |
| Defence Force Income Support Supplement (DFISA) Dependants ****              | 166           | 174           | 176           | 174          | 168           | 166          | 167          | 164          | 166          | 179          | 168          | 169          | 0            | 0            | 0            | 0             | 0            | 0            | 0            | 0            | 0            | 0            | 0            | 0            | 0            |  |  |
| MRCA Dependants  | n/a           | n/a           | n/a           | n/a          | 0             | 1            | 3            | 3            | 3            | 6            | 4            | 4            | 4            | 10           | 14           | 20            | 20           | 20           | 20           | 30           | 30           | 30           | 30           | 30           | 30           |  |  |
| Other Dependants   | 11            | 11            | 11            | 13           | 96            | 88           | 85           | 84           | 95           | 74           | 117          | 122          | 111          | 106          | 118          | 120           | 130          | 140          | 140          | 140          | 150          | 140          | 140          | 140          | 130          |  |  |
| Total Overlap Between Dependant Categories                                   | 92            | 87            | 83            | 76           | 69            | 66           | 62           | 69           | 61           | 57           | 47           | 47           | 20           | 18           | 19           | 20            | 20           | 20           | 20           | 20           | 10           | 10           | 10           | 10           | 10           |  |  |
| <b>Total Dependants</b>  | <b>6,438</b>  | <b>6,110</b>  | <b>5,717</b>  | <b>5,313</b> | <b>5,026</b>  | <b>4,665</b> | <b>4,324</b> | <b>3,976</b> | <b>3,657</b> | <b>3,358</b> | <b>3,167</b> | <b>2,951</b> | <b>2,591</b> | <b>2,401</b> | <b>2,248</b> | <b>2,100</b>  | <b>1,900</b> | <b>1,800</b> | <b>1,700</b> | <b>1,600</b> | <b>1,500</b> | <b>1,400</b> | <b>1,400</b> | <b>1,300</b> | <b>1,200</b> |  |  |
| <b>Total Veterans and Total Dependants Overlap</b>                           | <b>151</b>    | <b>143</b>    | <b>127</b>    | <b>109</b>   | <b>87</b>     | <b>70</b>    | <b>56</b>    | <b>41</b>    | <b>33</b>    | <b>30</b>    | <b>39</b>    | <b>44</b>    | <b>38</b>    | <b>36</b>    | <b>32</b>    | <b>30</b>     | <b>30</b>    | <b>30</b>    | <b>30</b>    | <b>30</b>    | <b>20</b>    | <b>20</b>    | <b>20</b>    | <b>20</b>    |              |  |  |
| <b>Nett Total Clients *****</b>  | <b>11,656</b> | <b>11,033</b> | <b>10,351</b> | <b>9,690</b> | <b>10,142</b> | <b>9,633</b> | <b>9,170</b> | <b>8,706</b> | <b>8,384</b> | <b>8,387</b> | <b>8,939</b> | <b>8,943</b> | <b>8,935</b> | <b>8,939</b> | <b>9,049</b> | <b>9,100</b>  | <b>9,200</b> | <b>9,300</b> | <b>9,400</b> | <b>9,400</b> | <b>9,500</b> | <b>9,600</b> | <b>9,600</b> | <b>9,700</b> | <b>9,700</b> |  |  |

\* Starting on 1 January 2022, the Disability Pension has been renamed to the Disability Compensation Payment. This was done to reflect the fact that the Disability Pension is not an income support pension but is instead a compensation payment.

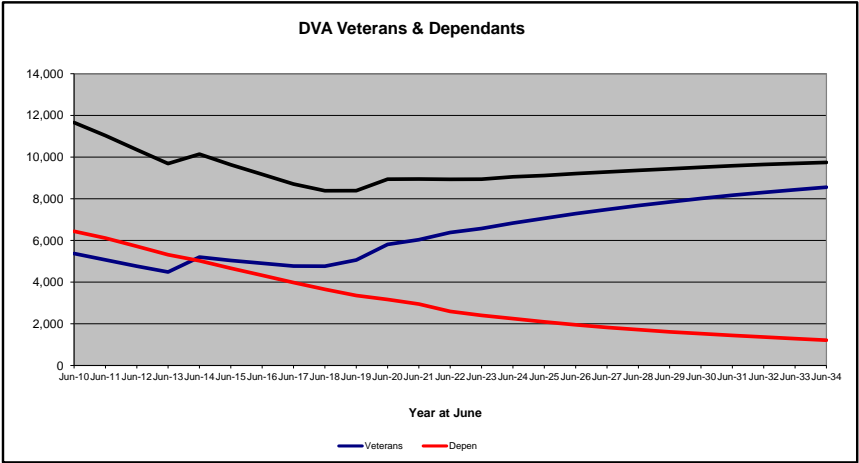
\*\* Please note that the "Treatment Cards, Allowances or Accepted Disabilities Only" category counts all DVA veteran clients, excluding recipients of the Veteran Service Pension or Disability Compensation Payment (DCP).

\*\*\* Adequate Means of Support Pensions (AMS) were granted prior to 6 June 1985. AMS is paid by DVA if the death of an ex-service man or woman is accepted to have been due to war service, and that person's death left a dependant or other near relative without adequate means of support.

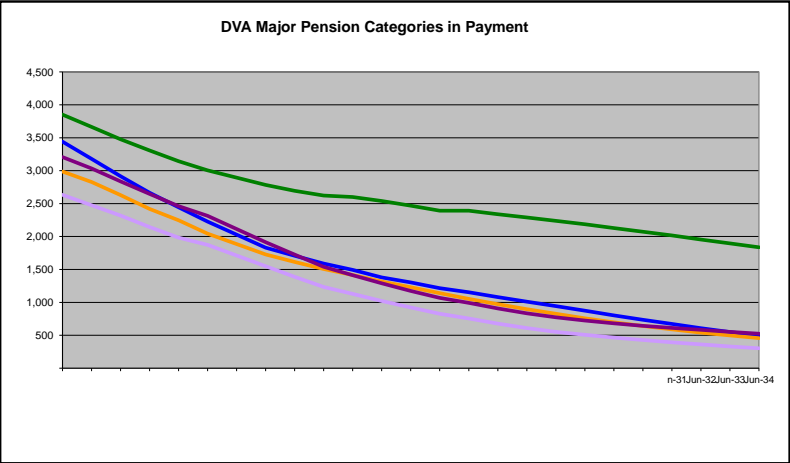
\*\*\*\* DFISA was abolished on 1 January 2022, since the payment became redundant when DVA's Disability Compensation Payment and some other relevant DVA payments were exempted from means tests for social security income support.

\*\*\*\*\* From June 2014 this report contains a more complete count of total DVA clients. The previous count; Net Total Beneficiaries; included all persons receiving a VEA pension/allowance or holding a treatment or pharmaceutical entitlement card.

In contrast, the Nett Total Client count also includes any veteran with one or more service related disabilities accepted under the DRCA or the MRCA as well as dependent children of veterans currently receiving student payments under the VCES or MRCAETS.



Date of Most Recent Actual Data : 28 June 2024



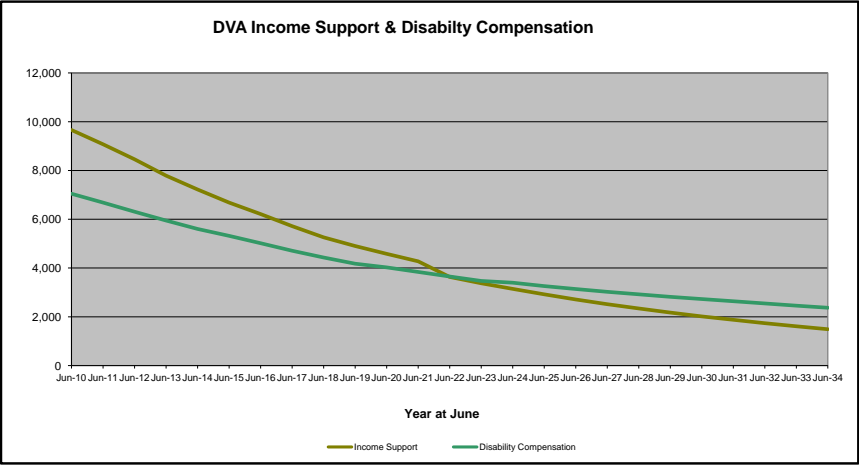
Continued next page

DVA PROJECTED BENEFICIARY NUMBERS WITH ACTUALS TO 30 JUNE 2024 - TASMANIA

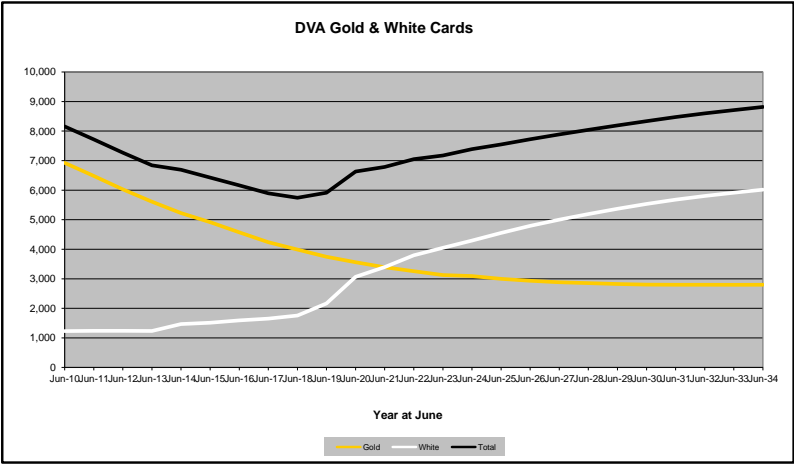
Executive Summary of DVA Beneficiaries in Receipt of Pension(s), Allowance(s) or Health Care

| BENEFICIARY CATEGORY<br>(Subsets of Net Total Beneficiaries on Previous Page) | ACTUAL DATA |           |           |           |           |           |           |           |           |           |           |           |           |           |           |  | FORECAST DATA |           |           |           |           |           |           |           |           |           |
|---|-------------|-----------|-----------|-----------|-----------|-----------|-----------|-----------|-----------|-----------|-----------|-----------|-----------|-----------|-----------|--|---------------|-----------|-----------|-----------|-----------|-----------|-----------|-----------|-----------|-----------|
|   | June 2010   | June 2011 | June 2012 | June 2013 | June 2014 | June 2015 | June 2016 | June 2017 | June 2018 | June 2019 | June 2020 | June 2021 | June 2022 | June 2023 | June 2024 |  | June 2025     | June 2026 | June 2027 | June 2028 | June 2029 | June 2030 | June 2031 | June 2032 | June 2033 | June 2034 |
| Health Treatment Card Holders :   |             |           |           |           |           |           |           |           |           |           |           |           |           |           |           |  |               |           |           |           |           |           |           |           |           |           |
| Gold Cards  | 6,925       | 6,483     | 6,030     | 5,610     | 5,224     | 4,916     | 4,571     | 4,240     | 3,988     | 3,746     | 3,563     | 3,389     | 3,256     | 3,126     | 3,093     |  | 3,000         | 2,900     | 2,900     | 2,900     | 2,800     | 2,800     | 2,800     | 2,800     | 2,800     | 2,800     |
| White Cards   | 1,230       | 1,237     | 1,238     | 1,232     | 1,469     | 1,510     | 1,591     | 1,651     | 1,755     | 2,167     | 3,066     | 3,395     | 3,796     | 4,048     | 4,294     |  | 4,600         | 4,800     | 5,000     | 5,200     | 5,400     | 5,500     | 5,700     | 5,800     | 5,900     | 6,000     |
| Total Health Treatment Cards  | 8,155       | 7,720     | 7,268     | 6,842     | 6,693     | 6,426     | 6,162     | 5,891     | 5,743     | 5,913     | 6,629     | 6,784     | 7,052     | 7,174     | 7,387     |  | 7,500         | 7,700     | 7,900     | 8,000     | 8,200     | 8,300     | 8,500     | 8,600     | 8,700     | 8,800     |
|   |             |           |           |           |           |           |           |           |           |           |           |           |           |           |           |  |               |           |           |           |           |           |           |           |           |           |
| Repatriation Pharmaceutical Benefits Cards (Orange Cards)                     | 293         | 255       | 216       | 184       | 153       | 128       | 100       | 76        | 56        | 40        | 28        | 23        | 17        | 12        | 9         |  | 10            | 0         | 0         | 0         | 0         | 0         | 0         | 0         | 0         | 0         |
| Other Income Support Categories:  |             |           |           |           |           |           |           |           |           |           |           |           |           |           |           |  |               |           |           |           |           |           |           |           |           |           |
| Income Support Supplement   | 2,633       | 2,474     | 2,318     | 2,144     | 1,983     | 1,873     | 1,723     | 1,550     | 1,389     | 1,233     | 1,129     | 1,022     | 924       | 827       | 756       |  | 700           | 600       | 600       | 500       | 500       | 400       | 400       | 400       | 300       | 300       |
| Age Pensioners  | 106         | 100       | 99        | 97        | 96        | 100       | 97        | 96        | 105       | 100       | 96        | 112       | 116       | 127       | 125       |  | 130           | 130       | 140       | 140       | 150       | 150       | 160       | 160       | 170       | 170       |
| Commonwealth Seniors Health Cards (CSHC)                                      | 162         | 142       | 133       | 112       | 90        | 80        | 73        | 146       | 78        | 77        | 67        | 64        | 63        | 63        | 60        |  | 60            | 60        | 60        | 60        | 60        | 60        | 60        | 60        | 60        | 60        |
| Defence Force Income Support Supplement (DFISA) (a)                           | 423         | 434       | 442       | 427       | 435       | 435       | 435       | 442       | 449       | 476       | 463       | 471       | 0         | 0         | 0         |  | 0             | 0         | 0         | 0         | 0         | 0         | 0         | 0         | 0         | 0         |
| Total Income Support Beneficiaries (b)  | 9,661       | 9,077     | 8,459     | 7,790     | 7,218     | 6,681     | 6,211     | 5,716     | 5,257     | 4,900     | 4,585     | 4,275     | 3,635     | 3,373     | 3,148     |  | 2,900         | 2,700     | 2,500     | 2,300     | 2,200     | 2,000     | 1,900     | 1,700     | 1,600     | 1,500     |
| Total Disability Compensation Beneficiaries (c)                               | 7,046       | 6,686     | 6,310     | 5,948     | 5,604     | 5,319     | 5,015     | 4,708     | 4,432     | 4,176     | 4,026     | 3,838     | 3,652     | 3,474     | 3,400     |  | 3,300         | 3,100     | 3,000     | 2,900     | 2,800     | 2,700     | 2,600     | 2,500     | 2,500     | 2,400     |

- (a) - DFISA was abolished on 1 January 2022, since the payment became redundant when DVA's Disability Compensation Payment and some other relevant DVA payments were exempted from means tests for social security income support.
- (b) - Includes veteran service pensions, dependant service pensions, income support supplement, age pensions, commonwealth seniors health cards and DFISA recipients.
- (c) - Includes disability, war widow, orphan and adequate means of support pensions.



Date of Most Recent Actual Data : 28 June 2024



DVA PROJECTED BENEFICIARY NUMBERS WITH ACTUALS TO 30 JUNE 2024 - NORTHERN TERRITORY

Executive Summary of DVA Beneficiaries in Receipt of Pension(s), Allowance(s) or Health Care

| BENEFICIARY CATEGORY   | ACTUAL DATA  |              |              |              |              |              |              |              |              |              |              |              |              |              |              |  | FORECAST DATA |              |              |              |              |              |              |              |              |              |
|--|--------------|--------------|--------------|--------------|--------------|--------------|--------------|--------------|--------------|--------------|--------------|--------------|--------------|--------------|--------------|--|---------------|--------------|--------------|--------------|--------------|--------------|--------------|--------------|--------------|--------------|
|  | June 2010    | June 2011    | June 2012    | June 2013    | June 2014    | June 2015    | June 2016    | June 2017    | June 2018    | June 2019    | June 2020    | June 2021    | June 2022    | June 2023    | June 2024    |  | June 2025     | June 2026    | June 2027    | June 2028    | June 2029    | June 2030    | June 2031    | June 2032    | June 2033    | June 2034    |
| <b>Veterans :</b>  |              |              |              |              |              |              |              |              |              |              |              |              |              |              |              |  |               |              |              |              |              |              |              |              |              |              |
| Disability Compensation Payment Recipients*                                  | 808          | 793          | 766          | 733          | 699          | 672          | 674          | 654          | 652          | 631          | 650          | 657          | 638          | 647          | 646          |  | 600           | 600          | 600          | 600          | 600          | 600          | 600          | 600          | 600          | 600          |
| Age Pension Veterans (Included Above)  | 2            | 3            | 3            | 3            | 3            | 4            | 4            | 7            | 6            | 9            | 8            | 8            | 8            | 11           | 11           |  | 10            | 20           | 20           | 20           | 20           | 30           | 30           | 30           | 30           | 30           |
| Service Pension Veterans   | 312          | 301          | 301          | 283          | 262          | 242          | 239          | 212          | 215          | 207          | 185          | 175          | 165          | 158          | 145          |  | 140           | 130          | 120          | 110          | 100          | 90           | 80           | 70           | 70           | 70           |
| Disability Compensation Payment Recipient & Service Pension Veteran Overlap* | 198          | 186          | 188          | 181          | 165          | 156          | 152          | 133          | 137          | 135          | 120          | 119          | 108          | 103          | 95           |  | 90            | 80           | 80           | 70           | 70           | 60           | 60           | 50           | 50           | 40           |
| Treatment Cards, Allowances or Accepted Disabilities Only**                  | 123          | 156          | 194          | 228          | 1,452        | 1,524        | 1,627        | 1,755        | 1,999        | 2,885        | 4,452        | 5,079        | 5,363        | 5,560        | 5,488        |  | 5,600         | 5,800        | 5,900        | 6,000        | 6,200        | 6,300        | 6,500        | 6,600        | 6,700        | 6,800        |
| MRCA Veterans  | n/a          | n/a          | n/a          | n/a          | 716          | 798          | 932          | 1,038        | 1,149        | 1,478        | 1,751        | 2,011        | 2,038        | 2,210        | 2,583        |  | 2,800         | 2,900        | 3,100        | 3,200        | 3,400        | 3,600        | 3,700        | 3,800        | 4,000        | 4,100        |
| DRCA Veterans  | n/a          | n/a          | n/a          | n/a          | 1,192        | 1,182        | 1,183        | 1,174        | 1,151        | 1,117        | 1,093        | 1,079        | 1,078        | 1,070        | 1,068        |  | 1,100         | 1,100        | 1,100        | 1,100        | 1,100        | 1,100        | 1,100        | 1,100        | 1,100        | 1,200        |
| <b>Total Veterans</b>  | <b>1,045</b> | <b>1,064</b> | <b>1,073</b> | <b>1,063</b> | <b>2,248</b> | <b>2,282</b> | <b>2,388</b> | <b>2,488</b> | <b>2,729</b> | <b>3,588</b> | <b>5,167</b> | <b>5,792</b> | <b>6,058</b> | <b>6,262</b> | <b>6,184</b> |  | <b>6,300</b>  | <b>6,400</b> | <b>6,600</b> | <b>6,700</b> | <b>6,900</b> | <b>7,000</b> | <b>7,100</b> | <b>7,200</b> | <b>7,300</b> | <b>7,400</b> |
| <b>Dependants :</b>  |              |              |              |              |              |              |              |              |              |              |              |              |              |              |              |  |               |              |              |              |              |              |              |              |              |              |
| Service Pension Dependants   | 202          | 192          | 196          | 185          | 170          | 156          | 152          | 141          | 141          | 141          | 122          | 117          | 109          | 105          | 98           |  | 90            | 80           | 80           | 70           | 70           | 60           | 60           | 50           | 40           | 40           |
| War Widow(er)s   | 157          | 148          | 141          | 131          | 130          | 128          | 127          | 128          | 121          | 120          | 120          | 114          | 116          | 110          | 112          |  | 110           | 110          | 110          | 110          | 110          | 110          | 110          | 110          | 110          | 110          |
| Orphans  | 0            | 0            | 0            | 0            | 0            | 0            | 0            | 3            | 3            | 2            | 2            | 2            | 2            | 2            | 2            |  | 0             | 0            | 0            | 0            | 0            | 0            | 0            | 0            | 0            | 0            |
| Adequate Means of Support (AMS) ***  | 1            | 1            | 1            | 1            | 1            | 1            | 1            | 1            | 1            | 1            | 0            | 0            | 0            | 0            | 0            |  | 0             | 0            | 0            | 0            | 0            | 0            | 0            | 0            | 0            | 0            |
| Age Pension Partners   | 3            | 5            | 5            | 4            | 3            | 4            | 4            | 4            | 5            | 5            | 4            | 5            | 4            | 5            | 4            |  | 0             | 0            | 0            | 0            | 0            | 0            | 0            | 0            | 0            | 0            |
| Commonwealth Seniors Health Cards (CSHC) Dependants                          | 17           | 15           | 13           | 14           | 14           | 13           | 13           | 18           | 9            | 8            | 8            | 7            | 8            | 6            | 5            |  | 0             | 10           | 10           | 0            | 0            | 10           | 10           | 10           | 10           | 0            |
| Defence Force Income Support Supplement (DFISA) Dependants ****              | 12           | 13           | 17           | 18           | 16           | 21           | 26           | 23           | 24           | 21           | 22           | 22           | 0            | 0            | 0            |  | 0             | 0            | 0            | 0            | 0            | 0            | 0            | 0            | 0            | 0            |
| MRCA Dependants  | n/a          | n/a          | n/a          | n/a          | 2            | 1            | 1            | 0            | 0            | 0            | 0            | 1            | 2            | 3            | 6            |  | 10            | 10           | 10           | 10           | 10           | 10           | 10           | 20           | 20           | 20           |
| Other Dependants   | 1            | 2            | 2            | 2            | 19           | 13           | 11           | 12           | 6            | 14           | 26           | 31           | 32           | 47           | 60           |  | 60            | 50           | 50           | 50           | 50           | 50           | 40           | 40           | 40           | 40           |
| Total Overlap Between Dependant Categories                                   | 15           | 14           | 13           | 12           | 12           | 12           | 11           | 10           | 10           | 9            | 8            | 6            | 5            | 3            | 2            |  | 0             | 0            | 0            | 0            | 0            | 0            | 0            | 0            | 0            | 0            |
| <b>Total Dependants</b>  | <b>378</b>   | <b>362</b>   | <b>362</b>   | <b>343</b>   | <b>343</b>   | <b>325</b>   | <b>324</b>   | <b>320</b>   | <b>300</b>   | <b>303</b>   | <b>297</b>   | <b>292</b>   | <b>269</b>   | <b>275</b>   | <b>285</b>   |  | <b>300</b>    | <b>300</b>   | <b>300</b>   | <b>200</b>   | <b>200</b>   | <b>200</b>   | <b>200</b>   | <b>200</b>   | <b>200</b>   | <b>200</b>   |
| <b>Total Veterans and Total Dependants Overlap</b>                           | <b>5</b>     | <b>5</b>     | <b>4</b>     | <b>4</b>     | <b>4</b>     | <b>4</b>     | <b>4</b>     | <b>4</b>     | <b>2</b>     | <b>2</b>     | <b>3</b>     | <b>4</b>     | <b>4</b>     | <b>2</b>     | <b>2</b>     |  | <b>0</b>      | <b>0</b>     | <b>0</b>     | <b>0</b>     | <b>10</b>    | <b>10</b>    | <b>10</b>    | <b>10</b>    | <b>10</b>    | <b>10</b>    |
| <b>Nett Total Clients *****</b>  | <b>1,418</b> | <b>1,421</b> | <b>1,431</b> | <b>1,402</b> | <b>2,587</b> | <b>2,603</b> | <b>2,708</b> | <b>2,804</b> | <b>3,027</b> | <b>3,889</b> | <b>5,461</b> | <b>6,080</b> | <b>6,323</b> | <b>6,535</b> | <b>6,467</b> |  | <b>6,600</b>  | <b>6,700</b> | <b>6,800</b> | <b>7,000</b> | <b>7,100</b> | <b>7,200</b> | <b>7,300</b> | <b>7,400</b> | <b>7,500</b> | <b>7,600</b> |

\* Starting on 1 January 2022, the Disability Pension has been renamed to the Disability Compensation Payment. This was done to reflect the fact that the Disability Pension is not an income support pension but is instead a compensation payment.

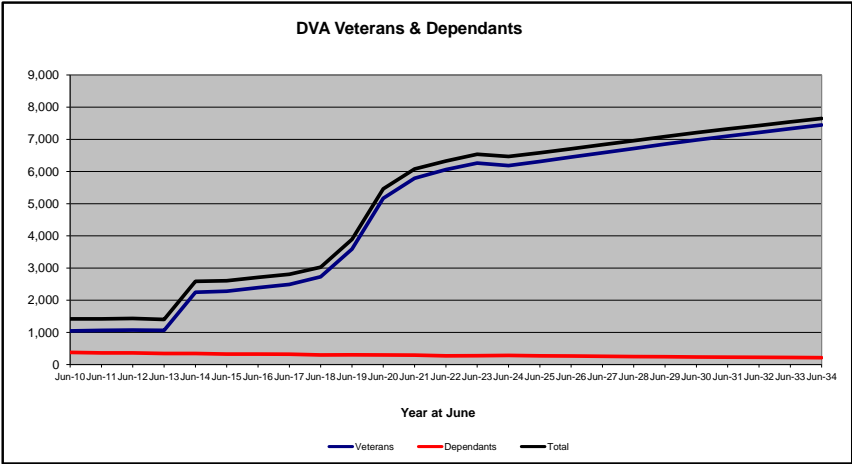
\*\* Please note that the "Treatment Cards, Allowances or Accepted Disabilities Only" category counts all DVA veteran clients, excluding recipients of the Veteran Service Pension or Disability Compensation Payment (DCP).

\*\*\* Adequate Means of Support Pensions (AMS) were granted prior to 6 June 1985. AMS is paid by DVA if the death of an ex-service man or woman is accepted to have been due to war service, and that person's death left a dependant or other near relative without adequate means of support.

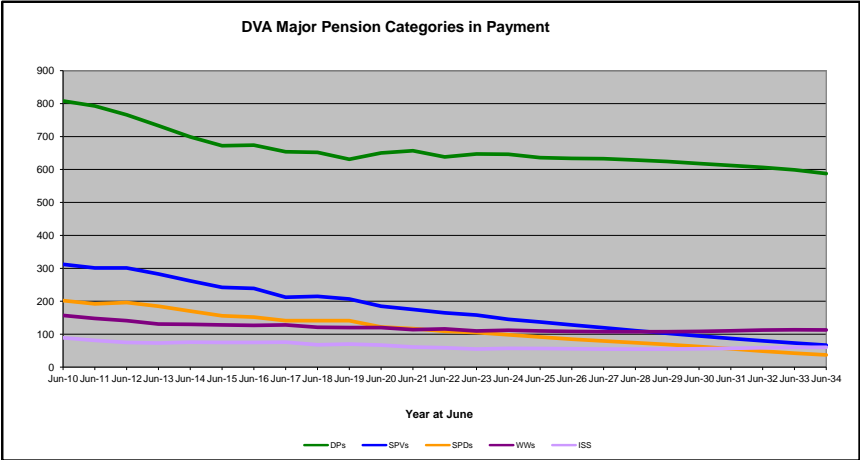
\*\*\*\* DFISA was abolished on 1 January 2022, since the payment became redundant when DVA's Disability Compensation Payment and some other relevant DVA payments were exempted from means tests for social security income support.

\*\*\*\*\* From June 2014 this report contains a more complete count of total DVA clients. The previous count; Net Total Beneficiaries; included all persons receiving a VEA pension/allowance or holding a treatment or pharmaceutical entitlement card.

In contrast, the Nett Total Client count also includes any veteran with one or more service related disabilities accepted under the DRCA or the MRCA as well as dependent children of veterans currently receiving student payments under the VCES or MRCAETS.



Date of Most Recent Actual Data : 28 June 2024



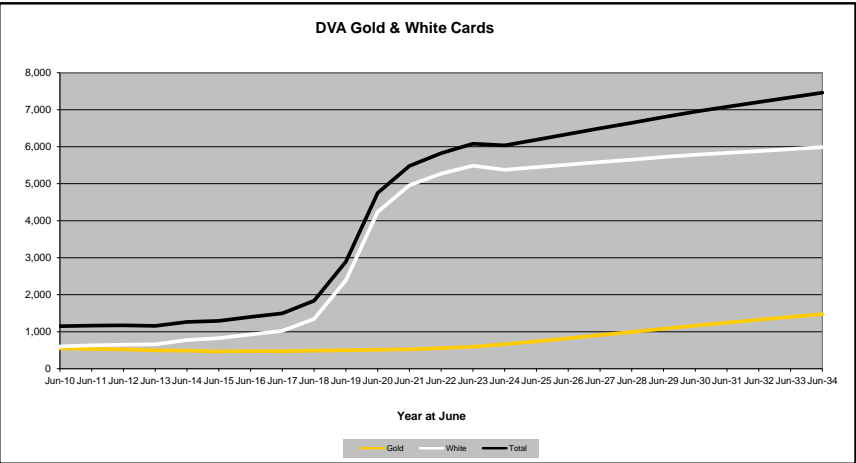
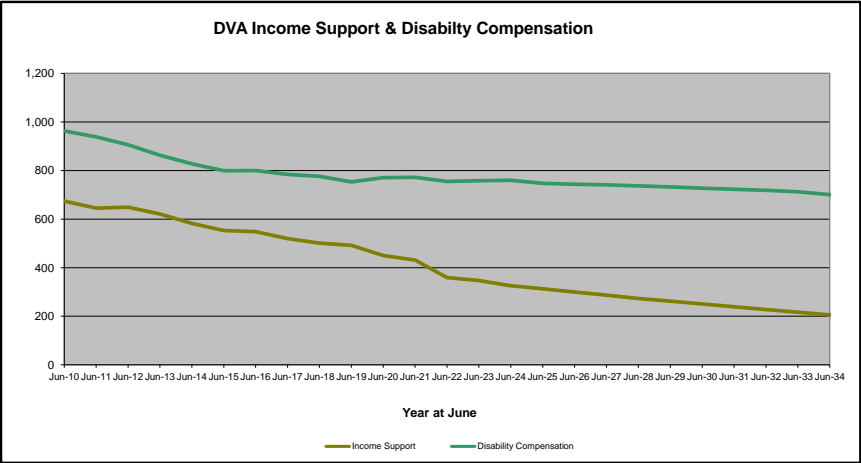
Continued next page

DVA PROJECTED BENEFICIARY NUMBERS WITH ACTUALS TO 30 JUNE 2024 - NORTHERN TERRITORY

Executive Summary of DVA Beneficiaries in Receipt of Pension(s), Allowance(s) or Health Care

| BENEFICIARY CATEGORY<br>(Subsets of Net Total Beneficiaries on Previous Page) | ACTUAL DATA |           |           |           |           |           |           |           |           |           |           |           |           |           |           |  | FORECAST DATA |           |           |           |           |           |           |           |           |           |
|---|-------------|-----------|-----------|-----------|-----------|-----------|-----------|-----------|-----------|-----------|-----------|-----------|-----------|-----------|-----------|--|---------------|-----------|-----------|-----------|-----------|-----------|-----------|-----------|-----------|-----------|
|   | June 2010   | June 2011 | June 2012 | June 2013 | June 2014 | June 2015 | June 2016 | June 2017 | June 2018 | June 2019 | June 2020 | June 2021 | June 2022 | June 2023 | June 2024 |  | June 2025     | June 2026 | June 2027 | June 2028 | June 2029 | June 2030 | June 2031 | June 2032 | June 2033 | June 2034 |
| Health Treatment Card Holders :   |             |           |           |           |           |           |           |           |           |           |           |           |           |           |           |  |               |           |           |           |           |           |           |           |           |           |
| Gold Cards  | 548         | 532       | 525       | 498       | 490       | 465       | 476       | 474       | 491       | 502       | 511       | 524       | 556       | 591       | 663       |  | 700           | 800       | 900       | 1,000     | 1,100     | 1,200     | 1,200     | 1,300     | 1,400     | 1,500     |
| White Cards   | 602         | 632       | 648       | 661       | 777       | 826       | 925       | 1,023     | 1,346     | 2,390     | 4,239     | 4,957     | 5,271     | 5,488     | 5,375     |  | 5,400         | 5,500     | 5,600     | 5,700     | 5,700     | 5,800     | 5,800     | 5,900     | 5,900     | 6,000     |
| Total Health Treatment Cards  | 1,150       | 1,164     | 1,173     | 1,159     | 1,267     | 1,291     | 1,401     | 1,497     | 1,837     | 2,892     | 4,750     | 5,481     | 5,827     | 6,079     | 6,038     |  | 6,200         | 6,300     | 6,500     | 6,600     | 6,800     | 6,900     | 7,100     | 7,200     | 7,300     | 7,500     |
|   |             |           |           |           |           |           |           |           |           |           |           |           |           |           |           |  |               |           |           |           |           |           |           |           |           |           |
| Repatriation Pharmaceutical Benefits Cards (Orange Cards)                     | 20          | 18        | 18        | 14        | 10        | 7         | 7         | 4         | 4         | 2         | 1         | 1         | 1         | 0         | 0         |  | 0             | 0         | 0         | 0         | 0         | 0         | 0         | 0         | 0         | 0         |
| Other Income Support Categories:  |             |           |           |           |           |           |           |           |           |           |           |           |           |           |           |  |               |           |           |           |           |           |           |           |           |           |
| Income Support Supplement   | 89          | 81        | 75        | 73        | 76        | 75        | 75        | 76        | 68        | 70        | 67        | 61        | 59        | 55        | 57        |  | 60            | 60        | 50        | 50        | 50        | 60        | 60        | 60        | 60        | 60        |
| Age Pensioners  | 5           | 8         | 8         | 7         | 6         | 8         | 8         | 11        | 11        | 14        | 13        | 12        | 13        | 16        | 15        |  | 20            | 20        | 20        | 20        | 30        | 30        | 30        | 30        | 30        | 30        |
| Commonwealth Seniors Health Cards (CSHC)                                      | 29          | 26        | 23        | 26        | 25        | 23        | 22        | 33        | 16        | 13        | 13        | 12        | 13        | 13        | 11        |  | 10            | 10        | 10        | 10        | 10        | 10        | 10        | 10        | 10        | 10        |
| Defence Force Income Support Supplement (DFISA) (a)                           | 40          | 41        | 50        | 51        | 47        | 55        | 58        | 54        | 60        | 60        | 60        | 63        | 0         | 0         | 0         |  | 0             | 0         | 0         | 0         | 0         | 0         | 0         | 0         | 0         | 0         |
| Total Income Support Beneficiaries (b)  | 674         | 645       | 650       | 621       | 582       | 553       | 548       | 520       | 501       | 492       | 450       | 431       | 359       | 347       | 326       |  | 300           | 300       | 300       | 300       | 300       | 300       | 200       | 200       | 200       | 200       |
| Total Disability Compensation Beneficiaries (c)                               | 963         | 939       | 910       | 863       | 828       | 799       | 800       | 784       | 776       | 753       | 771       | 772       | 755       | 758       | 760       |  | 700           | 700       | 700       | 700       | 700       | 700       | 700       | 700       | 700       | 700       |

- (a) - DFISA was abolished on 1 January 2022, since the payment became redundant when DVA's Disability Compensation Payment and some other relevant DVA payments were exempted from means tests for social security income support.
- (b) - Includes veteran service pensions, dependant service pensions, income support supplement, age pensions, commonwealth seniors health cards and DFISA recipients.
- (c) - Includes disability, war widow, orphan and adequate means of support pensions.



Date of Most Recent Actual Data : 28 June 2024



DVA PROJECTED BENEFICIARY NUMBERS WITH ACTUALS TO 30 JUNE 2024 - AUSTRALIAN CAPITAL TERRITORY

Executive Summary of DVA Beneficiaries in Receipt of Pension(s), Allowance(s) or Health Care

| BENEFICIARY CATEGORY   | ACTUAL DATA  |              |              |              |              |              |              |              |              |              |               |               |               |               |               |               | FORECAST DATA |               |               |               |               |               |               |               |               |  |
|--|--------------|--------------|--------------|--------------|--------------|--------------|--------------|--------------|--------------|--------------|---------------|---------------|---------------|---------------|---------------|---------------|---------------|---------------|---------------|---------------|---------------|---------------|---------------|---------------|---------------|--|
|  | June 2010    | June 2011    | June 2012    | June 2013    | June 2014    | June 2015    | June 2016    | June 2017    | June 2018    | June 2019    | June 2020     | June 2021     | June 2022     | June 2023     | June 2024     | June 2025     | June 2026     | June 2027     | June 2028     | June 2029     | June 2030     | June 2031     | June 2032     | June 2033     | June 2034     |  |
| <b>Veterans :</b>  |              |              |              |              |              |              |              |              |              |              |               |               |               |               |               |               |               |               |               |               |               |               |               |               |               |  |
| Disability Compensation Payment Recipients*                                  | 3,204        | 3,072        | 2,984        | 2,932        | 2,879        | 2,827        | 2,758        | 2,663        | 2,606        | 2,579        | 2,553         | 2,493         | 2,406         | 2,320         | 2,312         | 2,300         | 2,200         | 2,100         | 2,100         | 2,100         | 2,000         | 2,000         | 2,000         | 1,900         | 1,900         |  |
| Age Pension Veterans (Included Above)  | 22           | 22           | 24           | 25           | 26           | 25           | 28           | 23           | 22           | 23           | 23            | 23            | 28            | 31            | 30            | 30            | 30            | 40            | 40            | 40            | 50            | 50            | 50            | 60            | 60            |  |
| Service Pension Veterans   | 1,057        | 974          | 905          | 860          | 829          | 788          | 754          | 692          | 660          | 626          | 581           | 544           | 522           | 485           | 471           | 400           | 400           | 400           | 400           | 300           | 300           | 300           | 300           | 300           | 300           |  |
| Disability Compensation Payment Recipient & Service Pension Veteran Overlap* | 707          | 656          | 617          | 580          | 565          | 547          | 533          | 489          | 470          | 448          | 410           | 383           | 362           | 338           | 329           | 300           | 300           | 300           | 200           | 200           | 200           | 200           | 190           | 170           | 160           |  |
| Treatment Cards, Allowances or Accepted Disabilities Only**                  | 803          | 821          | 836          | 867          | 2,364        | 2,461        | 2,589        | 2,769        | 3,060        | 4,558        | 7,748         | 8,873         | 10,139        | 10,984        | 11,600        | 12,200        | 12,800        | 13,300        | 13,800        | 14,200        | 14,600        | 14,900        | 15,200        | 15,500        | 15,700        |  |
| MRCA Veterans  | n/a          | n/a          | n/a          | n/a          | 714          | 824          | 953          | 1,126        | 1,319        | 1,658        | 2,044         | 2,353         | 2,646         | 3,106         | 3,916         | 4,400         | 4,900         | 5,300         | 5,700         | 6,100         | 6,500         | 6,800         | 7,200         | 7,500         | 7,800         |  |
| DRCA Veterans  | n/a          | n/a          | n/a          | n/a          | 2,492        | 2,533        | 2,539        | 2,550        | 2,556        | 2,642        | 2,742         | 2,760         | 2,784         | 2,794         | 2,864         | 2,900         | 2,900         | 3,000         | 3,000         | 3,000         | 3,000         | 3,000         | 3,000         | 3,000         | 3,000         |  |
| <b>Total Veterans</b>  | <b>4,357</b> | <b>4,211</b> | <b>4,108</b> | <b>4,079</b> | <b>5,507</b> | <b>5,529</b> | <b>5,568</b> | <b>5,635</b> | <b>5,856</b> | <b>7,315</b> | <b>10,472</b> | <b>11,527</b> | <b>12,705</b> | <b>13,451</b> | <b>14,054</b> | <b>14,600</b> | <b>15,200</b> | <b>15,600</b> | <b>16,000</b> | <b>16,400</b> | <b>16,700</b> | <b>17,000</b> | <b>17,300</b> | <b>17,500</b> | <b>17,700</b> |  |
| <b>Dependants :</b>  |              |              |              |              |              |              |              |              |              |              |               |               |               |               |               |               |               |               |               |               |               |               |               |               |               |  |
| Service Pension Dependants   | 981          | 934          | 873          | 846          | 812          | 784          | 754          | 683          | 652          | 616          | 562           | 527           | 493           | 455           | 437           | 400           | 400           | 400           | 300           | 300           | 300           | 300           | 300           | 200           | 200           |  |
| War Widow(er)s   | 1,314        | 1,265        | 1,233        | 1,203        | 1,158        | 1,089        | 1,044        | 994          | 936          | 868          | 821           | 769           | 731           | 695           | 650           | 600           | 600           | 500           | 500           | 500           | 400           | 400           | 400           | 400           | 400           |  |
| Orphans  | 6            | 8            | 8            | 7            | 7            | 3            | 4            | 3            | 4            | 7            | 8             | 8             | 8             | 8             | 8             | 10            | 10            | 10            | 10            | 10            | 10            | 10            | 10            | 10            | 0             |  |
| Adequate Means of Support (AMS) ***  | 6            | 6            | 6            | 6            | 6            | 6            | 5            | 4            | 4            | 3            | 2             | 2             | 2             | 1             | 1             | 0             | 0             | 0             | 0             | 0             | 0             | 0             | 0             | 0             | 0             |  |
| Age Pension Partners   | 14           | 13           | 14           | 15           | 17           | 18           | 19           | 20           | 21           | 20           | 19            | 20            | 23            | 26            | 26            | 30            | 20            | 30            | 30            | 30            | 30            | 30            | 30            | 30            | 30            |  |
| Commonwealth Seniors Health Cards (CSHC) Dependants                          | 116          | 126          | 122          | 124          | 104          | 97           | 87           | 105          | 85           | 84           | 76            | 75            | 76            | 79            | 74            | 70            | 70            | 60            | 60            | 50            | 50            | 40            | 40            | 40            | 40            |  |
| Defence Force Income Support Supplement (DFISA) Dependants ****              | 113          | 117          | 116          | 121          | 115          | 135          | 127          | 119          | 117          | 123          | 119           | 125           | 0             | 0             | 0             | 0             | 0             | 0             | 0             | 0             | 0             | 0             | 0             | 0             | 0             |  |
| MRCA Dependants  | n/a          | n/a          | n/a          | n/a          | 8            | 9            | 10           | 14           | 18           | 18           | 25            | 21            | 20            | 20            | 22            | 20            | 30            | 30            | 30            | 30            | 30            | 40            | 40            | 40            | 40            |  |
| Other Dependants   | 11           | 20           | 21           | 15           | 59           | 60           | 53           | 49           | 57           | 67           | 86            | 106           | 114           | 124           | 147           | 140           | 140           | 140           | 140           | 140           | 150           | 150           | 160           | 170           | 180           |  |
| Total Overlap Between Dependant Categories                                   | 68           | 70           | 72           | 72           | 59           | 53           | 54           | 48           | 47           | 47           | 43            | 41            | 29            | 27            | 24            | 20            | 20            | 20            | 20            | 20            | 20            | 20            | 20            | 20            | 20            |  |
| <b>Total Dependants</b>  | <b>2,493</b> | <b>2,419</b> | <b>2,321</b> | <b>2,265</b> | <b>2,227</b> | <b>2,148</b> | <b>2,049</b> | <b>1,943</b> | <b>1,847</b> | <b>1,759</b> | <b>1,675</b>  | <b>1,612</b>  | <b>1,438</b>  | <b>1,381</b>  | <b>1,341</b>  | <b>1,300</b>  | <b>1,200</b>  | <b>1,100</b>  | <b>1,100</b>  | <b>1,000</b>  | <b>1,000</b>  | <b>1,000</b>  | <b>900</b>    | <b>900</b>    | <b>900</b>    |  |
| <b>Total Veterans and Total Dependants Overlap</b>                           | <b>60</b>    | <b>51</b>    | <b>48</b>    | <b>47</b>    | <b>23</b>    | <b>19</b>    | <b>15</b>    | <b>16</b>    | <b>16</b>    | <b>19</b>    | <b>31</b>     | <b>25</b>     | <b>26</b>     | <b>25</b>     | <b>27</b>     | <b>30</b>     | <b>30</b>     | <b>30</b>     | <b>30</b>     | <b>30</b>     | <b>40</b>     | <b>40</b>     | <b>40</b>     | <b>50</b>     | <b>50</b>     |  |
| <b>Nett Total Clients *****</b>  | <b>6,790</b> | <b>6,579</b> | <b>6,381</b> | <b>6,297</b> | <b>7,711</b> | <b>7,658</b> | <b>7,602</b> | <b>7,562</b> | <b>7,687</b> | <b>9,055</b> | <b>12,116</b> | <b>13,114</b> | <b>14,117</b> | <b>14,807</b> | <b>15,368</b> | <b>15,800</b> | <b>16,300</b> | <b>16,700</b> | <b>17,100</b> | <b>17,400</b> | <b>17,700</b> | <b>17,900</b> | <b>18,200</b> | <b>18,400</b> | <b>18,600</b> |  |

\* Starting on 1 January 2022, the Disability Pension has been renamed to the Disability Compensation Payment. This was done to reflect the fact that the Disability Pension is not an income support pension but is instead a compensation payment.

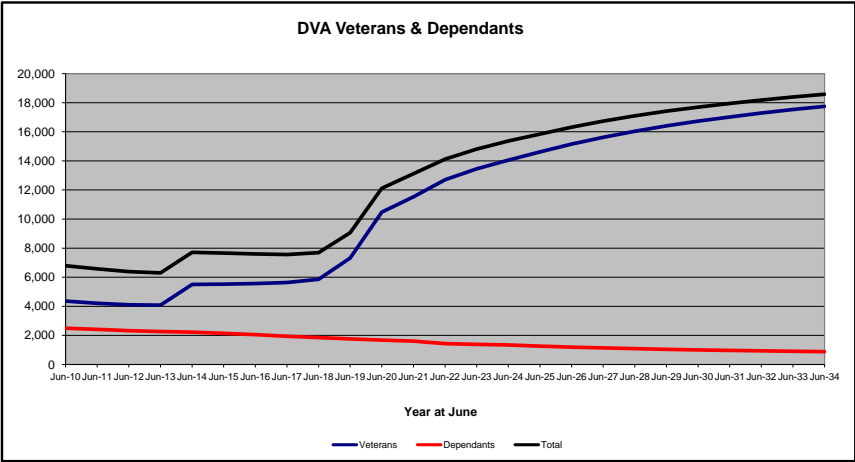
\*\* Please note that the "Treatment Cards, Allowances or Accepted Disabilities Only" category counts all DVA veteran clients, excluding recipients of the Veteran Service Pension or Disability Compensation Payment (DCP).

\*\*\* Adequate Means of Support Pensions (AMS) were granted prior to 6 June 1985. AMS is paid by DVA if the death of an ex-service man or woman is accepted to have been due to war service, and that person's death left a dependant or other near relative without adequate means of support.

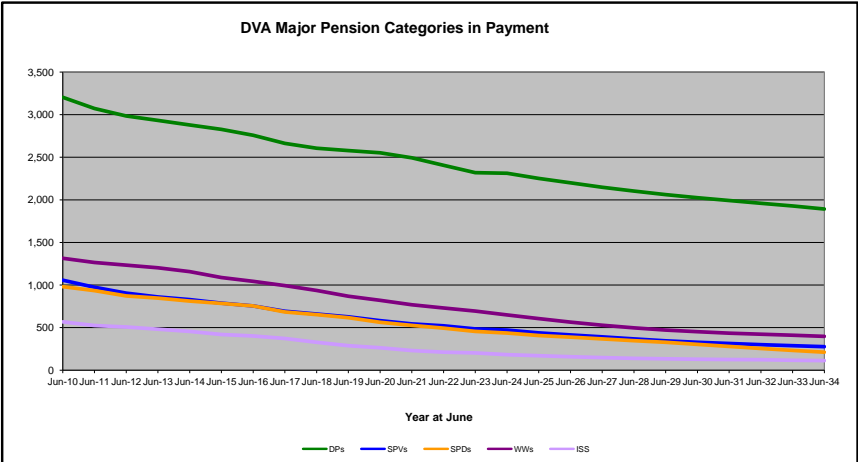
\*\*\*\* DFISA was abolished on 1 January 2022, since the payment became redundant when DVA's Disability Compensation Payment and some other relevant DVA payments were exempted from means tests for social security income support.

\*\*\*\*\* From June 2014 this report contains a more complete count of total DVA clients. The previous count; Net Total Beneficiaries; included all persons receiving a VEA pension/allowance or holding a treatment or pharmaceutical entitlement card.

In contrast, the Nett Total Client count also includes any veteran with one or more service related disabilities accepted under the DRCA or the MRCA as well as dependent children of veterans currently receiving student payments under the VCES or MRCAETS.



Date of Most Recent Actual Data : 28 June 2024



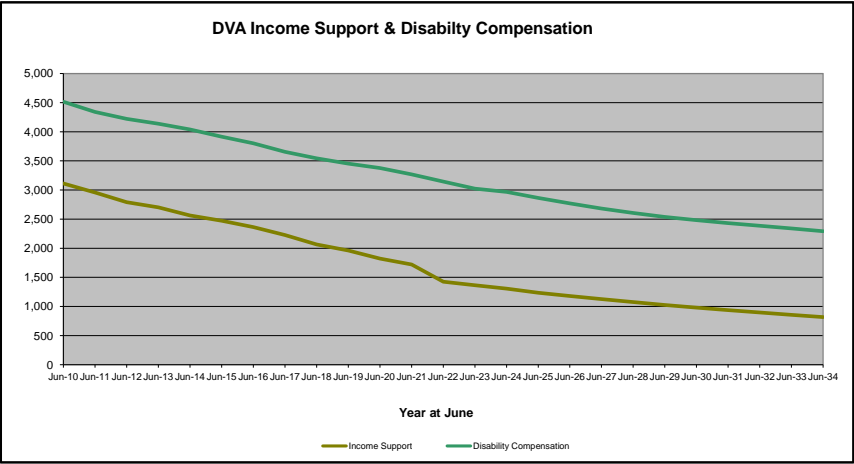
Continued next page

DVA PROJECTED BENEFICIARY NUMBERS WITH ACTUALS TO 30 JUNE 2024 - AUSTRALIAN CAPITAL TERRITORY

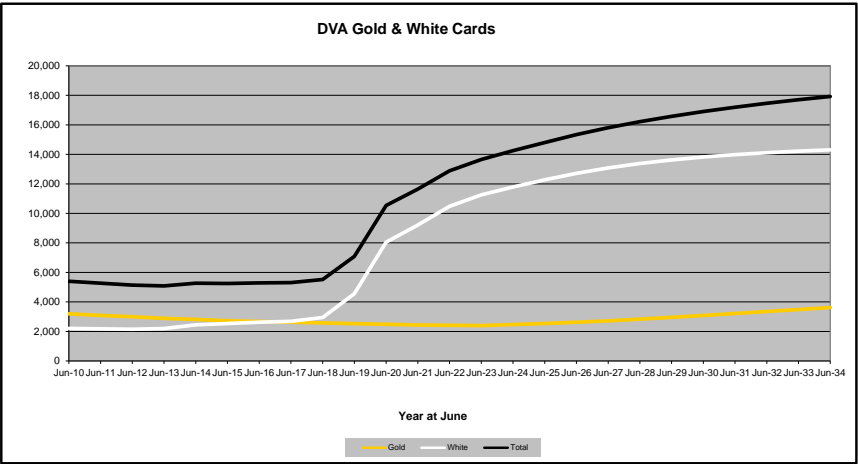
Executive Summary of DVA Beneficiaries in Receipt of Pension(s), Allowance(s) or Health Care

| BENEFICIARY CATEGORY<br>(Subsets of Net Total Beneficiaries on Previous Page) | ACTUAL DATA |           |           |           |           |           |           |           |           |           |           |           |           |           |           |  | FORECAST DATA |           |           |           |           |           |           |           |           |           |
|---|-------------|-----------|-----------|-----------|-----------|-----------|-----------|-----------|-----------|-----------|-----------|-----------|-----------|-----------|-----------|--|---------------|-----------|-----------|-----------|-----------|-----------|-----------|-----------|-----------|-----------|
|   | June 2010   | June 2011 | June 2012 | June 2013 | June 2014 | June 2015 | June 2016 | June 2017 | June 2018 | June 2019 | June 2020 | June 2021 | June 2022 | June 2023 | June 2024 |  | June 2025     | June 2026 | June 2027 | June 2028 | June 2029 | June 2030 | June 2031 | June 2032 | June 2033 | June 2034 |
| Health Treatment Card Holders :   |             |           |           |           |           |           |           |           |           |           |           |           |           |           |           |  |               |           |           |           |           |           |           |           |           |           |
| Gold Cards  | 3,195       | 3,085     | 2,996     | 2,889     | 2,819     | 2,721     | 2,673     | 2,623     | 2,574     | 2,529     | 2,485     | 2,439     | 2,411     | 2,396     | 2,463     |  | 2,500         | 2,600     | 2,700     | 2,800     | 3,000     | 3,100     | 3,200     | 3,300     | 3,500     | 3,600     |
| White Cards   | 2,209       | 2,180     | 2,149     | 2,197     | 2,449     | 2,532     | 2,621     | 2,683     | 2,948     | 4,561     | 8,057     | 9,212     | 10,475    | 11,260    | 11,788    |  | 12,300        | 12,700    | 13,100    | 13,400    | 13,600    | 13,800    | 14,000    | 14,100    | 14,200    | 14,300    |
| Total Health Treatment Cards  | 5,404       | 5,265     | 5,145     | 5,086     | 5,268     | 5,253     | 5,294     | 5,306     | 5,522     | 7,090     | 10,542    | 11,651    | 12,886    | 13,656    | 14,251    |  | 14,800        | 15,300    | 15,800    | 16,200    | 16,600    | 16,900    | 17,200    | 17,500    | 17,700    | 17,900    |
|   |             |           |           |           |           |           |           |           |           |           |           |           |           |           |           |  |               |           |           |           |           |           |           |           |           |           |
| Repatriation Pharmaceutical Benefits Cards (Orange Cards)                     | 148         | 120       | 106       | 94        | 78        | 64        | 50        | 34        | 27        | 20        | 17        | 13        | 11        | 8         | 5         |  | 0             | 0         | 0         | 0         | 0         | 0         | 0         | 0         | 0         | 0         |
| Other Income Support Categories:  |             |           |           |           |           |           |           |           |           |           |           |           |           |           |           |  |               |           |           |           |           |           |           |           |           |           |
| Income Support Supplement   | 568         | 525       | 507       | 481       | 456       | 419       | 402       | 373       | 328       | 288       | 264       | 231       | 212       | 204       | 182       |  | 170           | 160       | 150       | 140       | 130       | 130       | 130       | 120       | 120       | 110       |
| Age Pensioners  | 36          | 35        | 38        | 40        | 43        | 43        | 47        | 43        | 43        | 43        | 42        | 43        | 51        | 57        | 56        |  | 60            | 60        | 60        | 70        | 70        | 70        | 80        | 80        | 90        | 90        |
| Commonwealth Seniors Health Cards (CSHC)                                      | 247         | 266       | 247       | 246       | 201       | 184       | 166       | 210       | 160       | 160       | 147       | 144       | 148       | 163       | 160       |  | 160           | 160       | 160       | 150       | 150       | 150       | 140       | 140       | 130       | 130       |
| Defence Force Income Support Supplement (DFISA) (a)                           | 254         | 255       | 255       | 266       | 258       | 287       | 282       | 258       | 255       | 264       | 260       | 266       | 0         | 0         | 0         |  | 0             | 0         | 0         | 0         | 0         | 0         | 0         | 0         | 0         | 0         |
| Total Income Support Beneficiaries (b)  | 3,112       | 2,958     | 2,791     | 2,703     | 2,563     | 2,471     | 2,363     | 2,227     | 2,066     | 1,962     | 1,822     | 1,720     | 1,426     | 1,364     | 1,306     |  | 1,200         | 1,200     | 1,100     | 1,100     | 1,000     | 1,000     | 900       | 900       | 900       | 800       |
| Total Disability Compensation Beneficiaries (c)                               | 4,515       | 4,340     | 4,221     | 4,137     | 4,039     | 3,916     | 3,803     | 3,656     | 3,543     | 3,452     | 3,378     | 3,268     | 3,145     | 3,022     | 2,968     |  | 2,900         | 2,800     | 2,700     | 2,600     | 2,500     | 2,500     | 2,400     | 2,400     | 2,300     | 2,300     |

- (a) - DFISA was abolished on 1 January 2022, since the payment became redundant when DVA's Disability Compensation Payment and some other relevant DVA payments were exempted from means tests for social security income support.
- (b) - Includes veteran service pensions, dependant service pensions, income support supplement, age pensions, commonwealth seniors health cards and DFISA recipients.
- (c) - Includes disability, war widow, orphan and adequate means of support pensions.



Date of Most Recent Actual Data : 28 June 2024



DVA PROJECTED BENEFICIARY NUMBERS WITH ACTUALS TO 30 JUNE 2024 - OVERSEAS

Executive Summary of DVA Beneficiaries in Receipt of Pension(s), Allowance(s) or Health Care

| BENEFICIARY CATEGORY   | ACTUAL DATA  |              |              |              |              |              |              |              |              |              |              |              |              |              |              | FORECAST DATA |              |              |              |              |              |              |              |              |              |  |  |
|--|--------------|--------------|--------------|--------------|--------------|--------------|--------------|--------------|--------------|--------------|--------------|--------------|--------------|--------------|--------------|---------------|--------------|--------------|--------------|--------------|--------------|--------------|--------------|--------------|--------------|--|--|
|  | June 2010    | June 2011    | June 2012    | June 2013    | June 2014    | June 2015    | June 2016    | June 2017    | June 2018    | June 2019    | June 2020    | June 2021    | June 2022    | June 2023    | June 2024    | June 2025     | June 2026    | June 2027    | June 2028    | June 2029    | June 2030    | June 2031    | June 2032    | June 2033    | June 2034    |  |  |
| <b>Veterans :</b>  |              |              |              |              |              |              |              |              |              |              |              |              |              |              |              |               |              |              |              |              |              |              |              |              |              |  |  |
| Disability Compensation Payment Recipients*                                  | 794          | 794          | 761          | 740          | 753          | 763          | 761          | 766          | 782          | 786          | 733          | 703          | 681          | 676          | 676          | 700           | 700          | 700          | 700          | 700          | 600          | 600          | 600          | 600          | 600          |  |  |
| Age Pension Veterans (Included Above)  | 2            | 3            | 4            | 5            | 4            | 3            | 5            | 8            | 8            | 11           | 10           | 8            | 13           | 11           | 13           | 20            | 20           | 20           | 20           | 20           | 20           | 20           | 20           | 20           | 20           |  |  |
| Service Pension Veterans   | 517          | 512          | 487          | 437          | 427          | 395          | 377          | 360          | 346          | 340          | 298          | 270          | 234          | 241          | 244          | 200           | 200          | 200          | 200          | 200          | 190          | 180          | 170          | 160          | 140          |  |  |
| Disability Compensation Payment Recipient & Service Pension Veteran Overlap* | 185          | 204          | 196          | 192          | 188          | 181          | 177          | 178          | 186          | 189          | 163          | 148          | 133          | 144          | 145          | 140           | 140          | 130          | 130          | 130          | 120          | 120          | 110          | 100          | 90           |  |  |
| Treatment Cards, Allowances or Accepted Disabilities Only**                  | 23           | 49           | 82           | 81           | 291          | 335          | 375          | 426          | 458          | 537          | 733          | 846          | 1,006        | 1,060        | 1,163        | 1,300         | 1,400        | 1,500        | 1,600        | 1,700        | 1,800        | 1,900        | 2,000        | 2,100        | 2,200        |  |  |
| MRCA Veterans  | n/a          | n/a          | n/a          | n/a          | 93           | 134          | 167          | 208          | 243          | 289          | 333          | 373          | 431          | 500          | 593          | 700           | 800          | 900          | 1,000        | 1,000        | 1,100        | 1,200        | 1,300        | 1,400        | 1,500        |  |  |
| DRCA Veterans  | n/a          | n/a          | n/a          | n/a          | 403          | 437          | 450          | 475          | 504          | 518          | 518          | 533          | 535          | 548          | 576          | 600           | 600          | 600          | 600          | 600          | 700          | 700          | 700          | 700          | 700          |  |  |
| <b>Total Veterans</b>  | <b>1,149</b> | <b>1,151</b> | <b>1,134</b> | <b>1,066</b> | <b>1,285</b> | <b>1,312</b> | <b>1,336</b> | <b>1,374</b> | <b>1,400</b> | <b>1,474</b> | <b>1,601</b> | <b>1,671</b> | <b>1,788</b> | <b>1,833</b> | <b>1,938</b> | <b>2,100</b>  | <b>2,200</b> | <b>2,300</b> | <b>2,400</b> | <b>2,500</b> | <b>2,600</b> | <b>2,600</b> | <b>2,700</b> | <b>2,800</b> | <b>2,900</b> |  |  |
| <b>Dependants :</b>  |              |              |              |              |              |              |              |              |              |              |              |              |              |              |              |               |              |              |              |              |              |              |              |              |              |  |  |
| Service Pension Dependants   | 466          | 464          | 445          | 429          | 409          | 387          | 366          | 331          | 319          | 296          | 266          | 253          | 236          | 222          | 221          | 200           | 195          | 180          | 170          | 160          | 150          | 140          | 140          | 130          | 120          |  |  |
| War Widow(er)s   | 299          | 298          | 296          | 297          | 300          | 290          | 288          | 285          | 294          | 290          | 290          | 289          | 295          | 293          | 286          | 300           | 300          | 200          | 200          | 200          | 200          | 200          | 200          | 190          | 190          |  |  |
| Orphans  | 9            | 10           | 10           | 9            | 11           | 10           | 9            | 11           | 11           | 8            | 5            | 6            | 7            | 11           | 10           | 10            | 10           | 10           | 10           | 10           | 10           | 10           | 10           | 10           | 10           |  |  |
| Adequate Means of Support (AMS) ***  | 1            | 1            | 1            | 1            | 1            | 1            | 1            | 1            | 1            | 1            | 1            | 1            | 1            | 0            | 0            | 0             | 0            | 0            | 0            | 0            | 0            | 0            | 0            | 0            | 0            |  |  |
| Age Pension Partners   | 1            | 1            | 1            | 1            | 1            | 1            | 3            | 3            | 1            | 1            | 1            | 1            | 1            | 2            | 1            | 0             | 0            | 0            | 0            | 0            | 0            | 0            | 0            | 0            | 0            |  |  |
| Commonwealth Seniors Health Cards (CSHC) Dependants                          | 1            | 1            | 1            | 1            | 1            | 1            | 1            | 1            | 1            | 1            | 0            | 0            | 1            | 1            | 0            | 0             | 0            | 0            | 0            | 0            | 0            | 0            | 0            | 0            | 0            |  |  |
| Defence Force Income Support Supplement (DFISA) Dependants ****              | 6            | 7            | 7            | 4            | 3            | 3            | 4            | 6            | 7            | 7            | 3            | 5            | 0            | 0            | 0            | 0             | 0            | 0            | 0            | 0            | 0            | 0            | 0            | 0            | 0            |  |  |
| MRCA Dependants  | n/a          | n/a          | n/a          | n/a          | 2            | 2            | 2            | 1            | 1            | 2            | 1            | 1            | 6            | 4            | 6            | 10            | 10           | 10           | 10           | 10           | 10           | 10           | 10           | 10           | 10           |  |  |
| Other Dependants   | 2            | 1            | 7            | 6            | 12           | 16           | 16           | 13           | 15           | 23           | 29           | 22           | 30           | 35           | 52           | 60            | 60           | 70           | 80           | 80           | 80           | 80           | 90           | 90           | 80           |  |  |
| Total Overlap Between Dependant Categories                                   | 2            | 2            | 2            | 2            | 2            | 2            | 4            | 4            | 2            | 2            | 1            | 1            | 0            | 0            | 0            | 0             | 0            | 0            | 0            | 0            | 0            | 0            | 0            | 0            | 0            |  |  |
| <b>Total Dependants</b>  | <b>783</b>   | <b>781</b>   | <b>766</b>   | <b>746</b>   | <b>738</b>   | <b>709</b>   | <b>686</b>   | <b>648</b>   | <b>648</b>   | <b>627</b>   | <b>595</b>   | <b>577</b>   | <b>577</b>   | <b>568</b>   | <b>576</b>   | <b>600</b>    | <b>500</b>   | <b>500</b>   | <b>500</b>   | <b>500</b>   | <b>500</b>   | <b>500</b>   | <b>400</b>   | <b>400</b>   | <b>400</b>   |  |  |
| <b>Total Veterans and Total Dependants Overlap</b>                           | <b>0</b>     | <b>1</b>     | <b>0</b>     | <b>0</b>     | <b>0</b>     | <b>0</b>     | <b>1</b>     | <b>0</b>     | <b>0</b>     | <b>1</b>     | <b>2</b>     | <b>2</b>     | <b>1</b>     | <b>1</b>     | <b>2</b>     | <b>0</b>      | <b>0</b>     | <b>0</b>     | <b>0</b>     | <b>0</b>     | <b>0</b>     | <b>0</b>     | <b>0</b>     | <b>0</b>     | <b>0</b>     |  |  |
| <b>Nett Total Clients *****</b>  | <b>1,932</b> | <b>1,931</b> | <b>1,900</b> | <b>1,812</b> | <b>2,023</b> | <b>2,021</b> | <b>2,021</b> | <b>2,022</b> | <b>2,048</b> | <b>2,100</b> | <b>2,194</b> | <b>2,246</b> | <b>2,364</b> | <b>2,400</b> | <b>2,512</b> | <b>2,600</b>  | <b>2,700</b> | <b>2,800</b> | <b>2,900</b> | <b>2,900</b> | <b>3,000</b> | <b>3,100</b> | <b>3,200</b> | <b>3,300</b> | <b>3,300</b> |  |  |

\* Starting on 1 January 2022, the Disability Pension has been renamed to the Disability Compensation Payment. This was done to reflect the fact that the Disability Pension is not an income support pension but is instead a compensation payment.

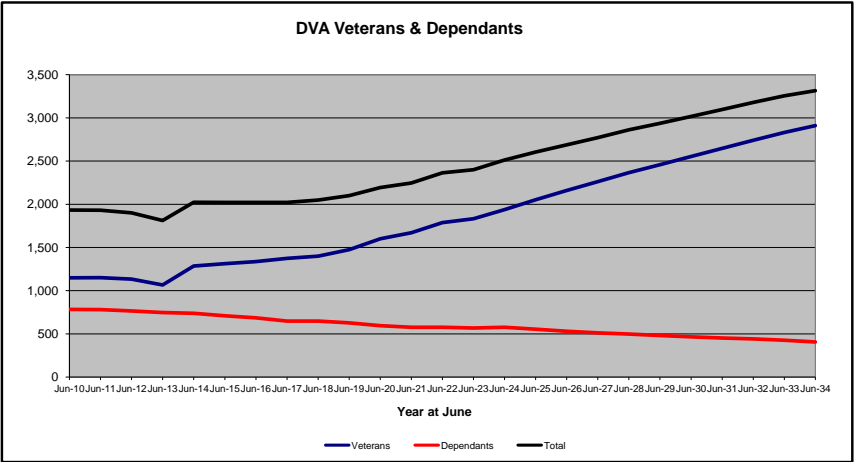
\*\* Please note that the "Treatment Cards, Allowances or Accepted Disabilities Only" category counts all DVA veteran clients, excluding recipients of the Veteran Service Pension or Disability Compensation Payment (DCP).

\*\*\* Adequate Means of Support Pensions (AMS) were granted prior to 6 June 1985. AMS is paid by DVA if the death of an ex-service man or woman is accepted to have been due to war service, and that person's death left a dependant or other near relative without adequate means of support.

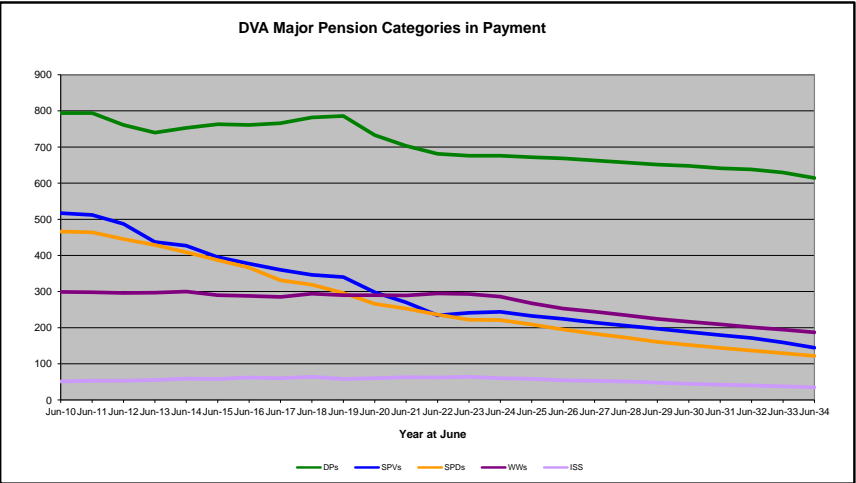
\*\*\*\* DFISA was abolished on 1 January 2022, since the payment became redundant when DVA's Disability Compensation Payment and some other relevant DVA payments were exempted from means tests for social security income support.

\*\*\*\*\* From June 2014 this report contains a more complete count of total DVA clients. The previous count; Net Total Beneficiaries; included all persons receiving a VEA pension/allowance or holding a treatment or pharmaceutical entitlement card.

In contrast, the Nett Total Client count also includes any veteran with one or more service related disabilities accepted under the DRCA or the MRCA as well as dependent children of veterans currently receiving student payments under the VCES or MRCAETS.



Date of Most Recent Actual Data : 28 June 2024



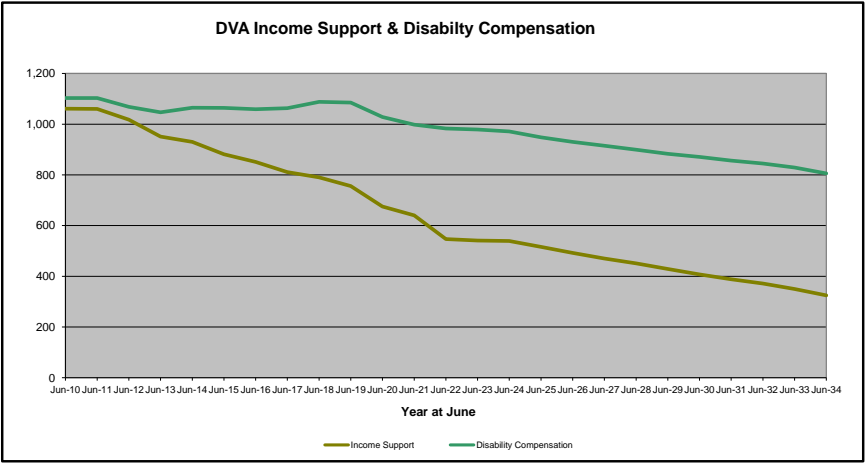
Continued next page

DVA PROJECTED BENEFICIARY NUMBERS WITH ACTUALS TO 30 JUNE 2024 - OVERSEAS

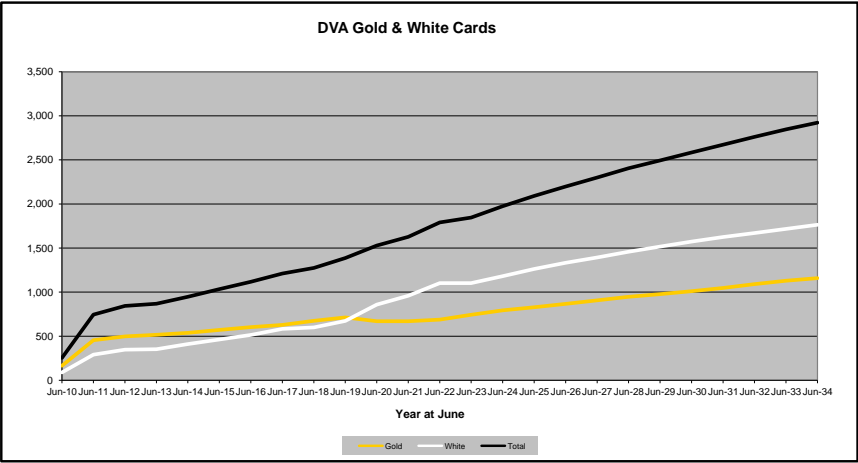
Executive Summary of DVA Beneficiaries in Receipt of Pension(s), Allowance(s) or Health Care

| BENEFICIARY CATEGORY<br>(Subsets of Net Total Beneficiaries on Previous Page) | ACTUAL DATA |           |           |           |           |           |           |           |           |           |           |           |           |           |           |  | FORECAST DATA |           |           |           |           |           |           |           |           |           |
|---|-------------|-----------|-----------|-----------|-----------|-----------|-----------|-----------|-----------|-----------|-----------|-----------|-----------|-----------|-----------|--|---------------|-----------|-----------|-----------|-----------|-----------|-----------|-----------|-----------|-----------|
|   | June 2010   | June 2011 | June 2012 | June 2013 | June 2014 | June 2015 | June 2016 | June 2017 | June 2018 | June 2019 | June 2020 | June 2021 | June 2022 | June 2023 | June 2024 |  | June 2025     | June 2026 | June 2027 | June 2028 | June 2029 | June 2030 | June 2031 | June 2032 | June 2033 | June 2034 |
| Health Treatment Card Holders :   |             |           |           |           |           |           |           |           |           |           |           |           |           |           |           |  |               |           |           |           |           |           |           |           |           |           |
| Gold Cards  | 165         | 455       | 497       | 516       | 537       | 571       | 603       | 628       | 674       | 713       | 670       | 669       | 688       | 744       | 794       |  | 800           | 900       | 900       | 900       | 1,000     | 1,010     | 1,000     | 1,100     | 1,100     | 1,200     |
| White Cards   | 89          | 290       | 347       | 353       | 410       | 463       | 514       | 583       | 600       | 673       | 858       | 958       | 1,102     | 1,102     | 1,181     |  | 1,300         | 1,300     | 1,400     | 1,500     | 1,500     | 1,570     | 1,600     | 1,700     | 1,700     | 1,800     |
| Total Health Treatment Cards  | 254         | 745       | 844       | 869       | 947       | 1,034     | 1,117     | 1,211     | 1,274     | 1,386     | 1,528     | 1,627     | 1,790     | 1,846     | 1,975     |  | 2,100         | 2,200     | 2,300     | 2,400     | 2,500     | 2,580     | 2,700     | 2,800     | 2,800     | 2,900     |
|   |             |           |           |           |           |           |           |           |           |           |           |           |           |           |           |  |               |           |           |           |           |           |           |           |           |           |
| Repatriation Pharmaceutical Benefits Cards (Orange Cards)                     | 16          | 50        | 51        | 42        | 45        | 37        | 33        | 28        | 22        | 18        | 9         | 4         | 3         | 2         | 1         |  | 0             | 0         | 0         | 0         | 0         | 0         | 0         | 0         | 0         | 0         |
|   |             |           |           |           |           |           |           |           |           |           |           |           |           |           |           |  |               |           |           |           |           |           |           |           |           |           |
| Other Income Support Categories:  |             |           |           |           |           |           |           |           |           |           |           |           |           |           |           |  |               |           |           |           |           |           |           |           |           |           |
| Income Support Supplement   | 51          | 53        | 53        | 55        | 59        | 58        | 62        | 60        | 64        | 58        | 60        | 63        | 62        | 64        | 60        |  | 60            | 50        | 50        | 50        | 50        | 40        | 40        | 40        | 40        | 30        |
| Age Pensioners  | 3           | 4         | 5         | 6         | 5         | 4         | 8         | 11        | 9         | 12        | 11        | 9         | 14        | 13        | 14        |  | 20            | 20        | 20        | 20        | 20        | 20        | 20        | 20        | 20        | 20        |
| Commonwealth Seniors Health Cards (CSHC)                                      | 1           | 1         | 1         | 1         | 1         | 1         | 2         | 1         | 1         | 2         | 0         | 0         | 1         | 1         | 0         |  | 0             | 0         | 0         | 0         | 0         | 0         | 0         | 0         | 0         | 0         |
| Defence Force Income Support Supplement (DFISA) (a)                           | 26          | 30        | 32        | 29        | 34        | 40        | 44        | 58        | 59        | 60        | 51        | 54        | 0         | 0         | 0         |  | 0             | 0         | 0         | 0         | 0         | 0         | 0         | 0         | 0         | 0         |
| Total Income Support Beneficiaries (b)  | 1,061       | 1,060     | 1,020     | 951       | 930       | 881       | 851       | 811       | 790       | 756       | 675       | 640       | 547       | 541       | 539       |  | 500           | 500       | 500       | 500       | 400       | 400       | 400       | 400       | 300       | 300       |
| Total Disability Compensation Beneficiaries (c)                               | 1,103       | 1,103     | 1,070     | 1,047     | 1,065     | 1,064     | 1,059     | 1,063     | 1,088     | 1,085     | 1,028     | 998       | 983       | 979       | 971       |  | 900           | 900       | 900       | 900       | 900       | 900       | 900       | 800       | 800       | 800       |

- (a) - DFISA was abolished on 1 January 2022, since the payment became redundant when DVA's Disability Compensation Payment and some other relevant DVA payments were exempted from means tests for social security income support.
- (b) - Includes veteran service pensions, dependant service pensions, income support supplement, age pensions, commonwealth seniors health cards and DFISA recipients.
- (c) - Includes disability, war widow, orphan and adequate means of support pensions.



Date of Most Recent Actual Data : 28 June 2024



Glossary

| OTHER ABBREVIATIONS | DESCRIPTION  |
|---------------------|--|
| MRCA                | Military Rehabilitation and Compensation Act                               |
| DRCA                | Safety, Rehabilitation and Compensation (Defence - related Claims) Act     |
| VEA                 | Veterans' Entitlement Act  |
| VCES                | Veterans' Child Education Scheme   |
| MRCAETS             | Military Rehabilitation and Compensation Act Education and Training Scheme |
| DCP*                | Disability Compensation Payment  |
| SPV                 | Service Pension Veterans   |
| SPD                 | Service Pension Dependants   |
| WW                  | War Widow(er)s   |
| ISS                 | Income Support Supplement  |

\* Starting on 1 January 2022, the Disability Pension has been renamed to the Disability Compensation Payment.  
This was done to reflect the fact that the Disability Pension is not an income support pension but is instead a compensation payment.  
\* Please note that all of the forecast data in the above table has been rounded.  
As such, summing up relevant beneficiary categories to obtain totals (e.g., Total Veterans or Total Dependants) may lead to results which differ slightly to the totals reported in the above table.