

DVA PROJECTED BENEFICIARY NUMBERS WITH ACTUALS TO 31 DECEMBER 2022 - AUSTRALIA

Executive Summary of DVA Beneficiaries in Receipt of Pension(s), Allowance(s) or Health Care

BENEFICIARY CATEGORY	ACTUAL DATA														FORECAST DATA											
	June 2010	June 2011	June 2012	June 2013	June 2014	June 2015	June 2016	June 2017	June 2018	June 2019	June 2020	June 2021	June 2022	Dec 2022	June 2023	June 2024	June 2025	June 2026	June 2027	June 2028	June 2029	June 2030	June 2031	June 2032		
Veterans :																										
Disability Compensation Payment Recipients*	122,355	116,498	110,644	105,705	101,059	96,493	92,374	88,974	85,811	83,363	81,918	80,252	77,967	77,025	76,100	74,200	72,400	70,800	69,200	67,600	65,900	64,200	62,400	60,600		
Age Pension Veterans (Included Above)	3,006	2,771	2,562	2,405	2,244	2,151	2,097	2,026	1,940	2,058	2,096	2,148	2,335	2,400	2,400	2,400	2,400	2,400	2,500	2,500	2,500	2,500	2,500	2,500		
Service Pension Veterans	95,363	88,652	82,229	76,523	71,266	66,016	61,504	55,641	52,011	48,958	46,244	43,844	41,481	40,325	39,200	37,000	35,000	33,000	31,100	29,200	27,400	25,500	23,600	21,800		
Disability Compensation Payment Recipient & Service Pension Veteran Overlap*	62,077	58,300	54,638	51,371	48,307	45,206	42,542	38,738	36,604	34,688	32,988	31,454	29,904	29,082	28,300	26,800	25,300	23,900	22,400	20,900	19,500	18,000	16,500	15,000		
Treatment Cards, Allowances or Accepted Disabilities Only	20,353	19,803	19,974	20,383	51,867	53,713	55,968	59,194	64,606	86,032	130,372	147,589	165,842	172,711	178,700	190,300	200,800	210,500	219,500	227,700	235,500	242,600	249,300	255,400		
MRCA Veterans	n/a	n/a	n/a	n/a	16,732	19,561	22,337	25,596	29,612	36,875	43,169	48,985	53,672	56,747	59,000	63,800	68,700	73,600	78,600	83,500	88,500	93,400	98,300	103,200		
DRCA Veterans	n/a	n/a	n/a	n/a	50,223	50,757	51,388	52,019	52,588	54,242	56,341	57,679	59,342	60,163	60,600	61,600	62,600	63,600	64,500	65,400	66,100	66,700	67,200	67,600		
Total Veterans	175,994	166,653	158,209	151,240	175,934	171,016	167,304	165,071	165,824	183,665	225,546	240,231	255,386	260,979	265,700	274,700	283,000	290,500	297,400	303,600	309,300	314,300	318,800	322,800		
Dependants :																										
Service Pension Dependants	83,879	78,716	73,827	69,174	64,902	60,631	56,670	51,329	47,928	45,071	42,520	40,216	37,737	36,536	35,400	33,200	31,100	29,100	27,300	25,600	24,000	22,400	21,000	19,700		
War Widow(er)s	101,090	96,761	91,925	86,865	81,531	75,536	69,960	64,500	59,001	53,899	49,000	44,391	40,101	37,907	36,000	32,500	29,400	26,900	24,800	23,100	21,700	20,500	19,500	18,600		
Orphans	190	187	179	171	177	173	150	157	155	150	136	143	155	159	160	170	170	170	170	160	150	140	130	120		
Adequate Means of Support (AMS) **	449	431	419	408	398	382	367	355	331	320	304	290	274	264	260	260	250	250	240	240	230	230	220	210		
Age Pension Partners	2,161	2,008	1,850	1,716	1,545	1,470	1,408	1,324	1,257	1,248	1,285	1,284	1,312	1,317	1,300	1,200	1,100	1,100	1,000	900	900	800	800	700		
Commonwealth Seniors Health Cards (CSHC) Dependants	4,153	4,100	3,849	3,694	3,214	3,055	2,835	4,449	2,660	2,621	2,475	2,277	2,136	2,047	2,000	1,800	1,700	1,500	1,400	1,300	1,200	1,100	1,000	1,000		
Defence Force Income Support Supplement (DFISA) Dependants ***	7,282	6,974	6,567	6,228	5,879	5,811	5,711	5,460	5,404	5,540	5,476	5,515	0	0	0	0	0	0	0	0	0	0	0	0		
MRCA Dependants	n/a	n/a	n/a	n/a	158	177	188	219	252	294	336	385	433	481	500	600	600	700	700	800	800	900	900	900		
Other Dependants	411	425	530	590	2,607	2,513	2,526	2,477	2,671	2,860	4,375	4,716	4,922	5,061	5,100	5,500	5,900	6,200	6,400	6,700	6,900	7,000	7,100	7,100		
Total Overlap Between Dependant Categories	4,230	4,036	3,766	3,513	3,028	2,827	2,659	3,050	2,301	2,240	2,101	1,972	1,012	948	900	800	700	600	600	500	500	400	400	400		
Total Dependants	195,385	185,566	175,380	165,333	157,383	146,921	137,156	127,220	117,358	109,760	103,806	97,245	86,058	82,824	79,900	74,400	69,500	65,300	61,600	58,300	55,400	52,700	50,300	48,000		
Total Veterans and Total Dependants Overlap	3,564	3,290	2,968	2,693	1,590	1,366	1,172	1,006	894	844	1,042	1,066	963	946	1,000	1,000	1,000	1,100	1,100	1,100	1,200	1,200	1,300	1,300		
Nett Total Clients ****	367,815	348,929	330,621	313,880	331,727	316,571	303,288	291,285	282,314	292,674	328,310	336,410	340,481	342,857	344,600	348,100	351,500	354,800	357,900	360,800	363,500	365,900	367,800	369,500		

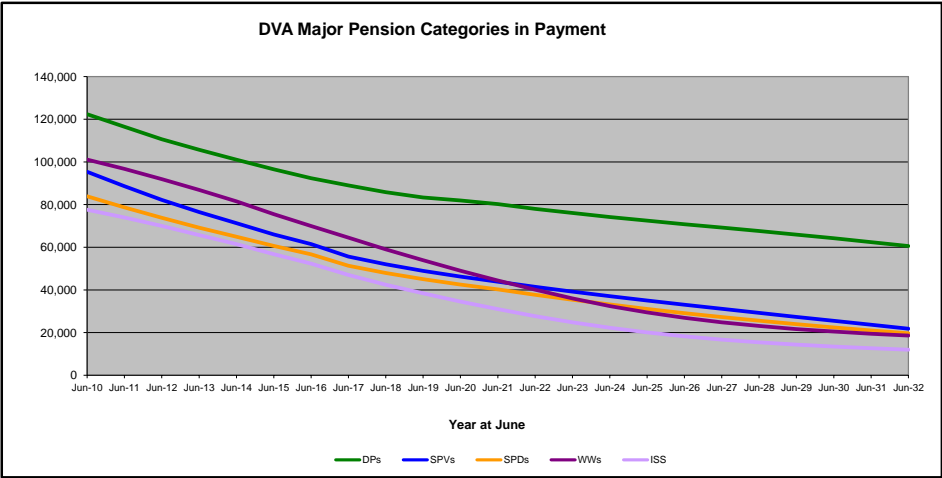
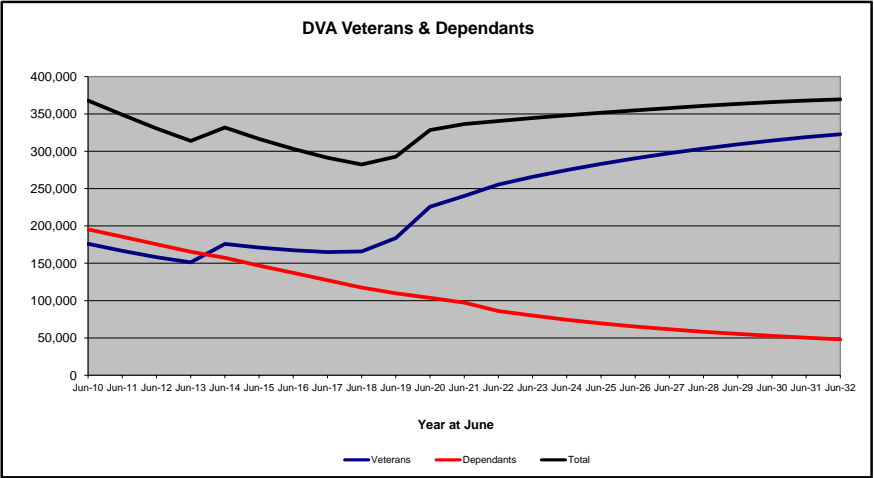
* Starting on 1 January 2022, the Disability Pension has been renamed to the Disability Compensation Payment. This was done to reflect the fact that the Disability Pension is not an income support pension but is instead a compensation payment.

** Adequate Means of Support Pensions (AMS) were granted prior to 6 June 1985. AMS is paid by DVA if the death of an ex-service man or woman is accepted to have been due to war service, and that person's death left a dependant or other near relative without adequate means of support.

*** DFISA was abolished on 1 January 2022, since the payment became redundant when DVA's Disability Compensation Payment and some other relevant DVA payments were exempted from means tests for social security income support.

**** From June 2014 this report contains a more complete count of total DVA clients. The previous count; Net Total Beneficiaries; included all persons receiving a VEA pension/allowance or holding a treatment or pharmaceutical entitlement card.

In contrast, the Nett Total Client count also includes any veteran with one or more service related disabilities accepted under the DRCA or the MRCA as well as dependent children of veterans currently receiving student payments under the VCES or MRCAETS

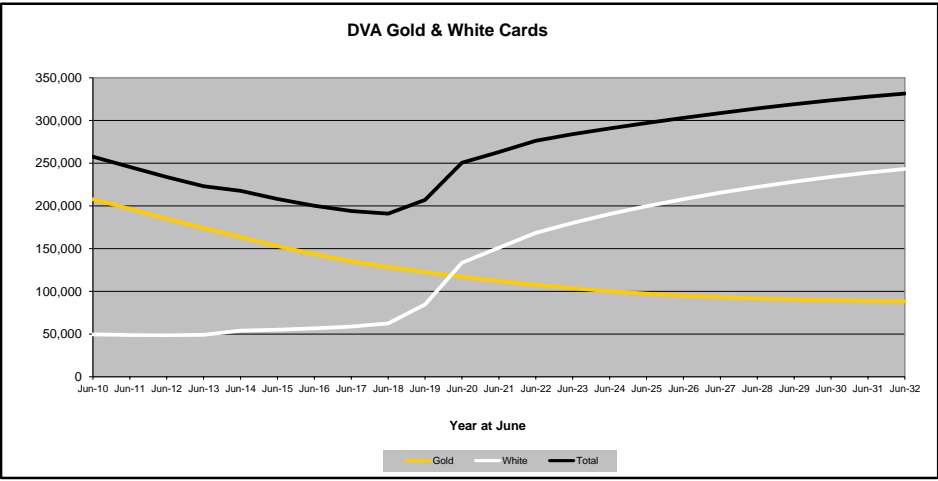
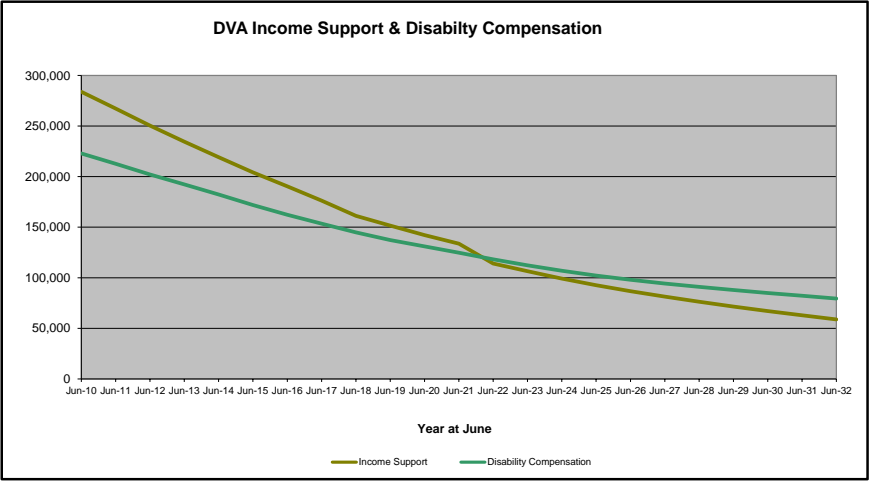


DVA PROJECTED BENEFICIARY NUMBERS WITH ACTUALS TO 31 DECEMBER 2022 - AUSTRALIA

Executive Summary of DVA Beneficiaries in Receipt of Pension(s), Allowance(s) or Health Care

BENEFICIARY CATEGORY (Subsets of Net Total Beneficiaries on Previous Page)	ACTUAL DATA														FORECAST DATA											
	June 2010	June 2011	June 2012	June 2013	June 2014	June 2015	June 2016	June 2017	June 2018	June 2019	June 2020	June 2021	June 2022	Dec 2022	June 2023	June 2024	June 2025	June 2026	June 2027	June 2028	June 2029	June 2030	June 2031	June 2032		
Health Treatment Card Holders :																										
Gold Cards	207,945	196,619	185,031	174,168	163,578	153,033	143,635	135,263	128,517	122,536	117,072	112,146	107,665	105,603	103,800	100,200	97,300	95,000	93,200	91,800	90,600	89,700	88,900	88,200		
White Cards	49,621	48,986	48,769	49,013	53,984	55,148	56,610	58,705	62,450	84,624	133,539	151,019	168,540	174,784	180,200	190,500	199,700	208,000	215,500	222,300	228,400	233,900	238,900	243,300		
Total Health Treatment Cards	257,566	245,605	233,800	223,181	217,562	208,181	200,245	193,968	190,967	207,160	250,611	263,165	276,205	280,387	284,000	290,700	297,000	303,100	308,800	314,100	319,100	323,700	327,800	331,500		
Repatriation Pharmaceutical Benefits Cards (Orange Cards)	10,614	9,293	7,996	6,817	5,744	4,709	3,799	3,024	2,315	1,774	1,330	981	659	548	500	300	200	100	100	0	0	0	0	0		
Other Income Support Categories:																										
Income Support Supplement	77,584	73,970	69,989	65,730	61,463	56,725	52,292	47,036	42,464	38,403	34,571	30,984	27,730	26,184	24,800	22,200	20,100	18,200	16,700	15,400	14,400	13,500	12,700	12,000		
Age Pensioners	5,167	4,779	4,412	4,121	3,833	3,658	3,538	3,380	3,225	3,338	3,379	3,427	3,638	3,717	3,700	3,600	3,600	3,500	3,500	3,500	3,400	3,400	3,300	3,300		
Commonwealth Seniors Health Cards (CSHC)	7,269	7,014	6,428	6,069	5,150	4,698	4,321	7,222	4,098	4,092	3,954	3,670	3,549	3,484	3,400	3,200	3,000	2,900	2,700	2,600	2,400	2,300	2,200	2,100		
Defence Force Income Support Supplement (DFISA) (a)	18,678	17,941	17,050	16,159	15,447	15,192	14,784	14,174	13,933	14,328	14,212	14,270	0	0	0	0	0	0	0	0	0	0	0	0		
Total Income Support Beneficiaries (b)	283,823	267,297	250,472	234,603	219,153	204,180	190,423	176,232	161,184	151,543	142,222	133,682	114,135	110,246	106,500	99,300	92,700	86,800	81,300	76,300	71,600	67,100	62,900	58,800		
Total Disability Compensation Beneficiaries (c)	222,876	212,749	202,154	192,236	182,345	171,874	162,247	153,463	144,843	137,352	131,050	124,823	118,292	115,165	112,300	106,900	102,200	98,000	94,300	91,000	87,900	85,000	82,200	79,400		

- (a) - DFISA was abolished on 1 January 2022, since the payment became redundant when DVA's Disability Compensation Payment and some other relevant DVA payments were exempted from means tests for social security income support.
- (b) - Includes veteran service pensions, dependant service pensions, income support supplement, age pensions, commonwealth seniors health cards and DFISA recipients.
- (c) - Includes disability, war widow, orphan and adequate means of support pensions.



Date of Most Recent Actual Data : 4 Jan 2023

DVA PROJECTED BENEFICIARY NUMBERS WITH ACTUALS TO 31 DECEMBER 2022 - NEW SOUTH WALES

Executive Summary of DVA Beneficiaries in Receipt of Pension(s), Allowance(s) or Health Care

BENEFICIARY CATEGORY	ACTUAL DATA														FORECAST DATA											
	June 2010	June 2011	June 2012	June 2013	June 2014	June 2015	June 2016	June 2017	June 2018	June 2019	June 2020	June 2021	June 2022	Dec 2022	June 2023	June 2024	June 2025	June 2026	June 2027	June 2028	June 2029	June 2030	June 2031	June 2032		
Veterans :																										
Disability Compensation Payment Recipients*	36,510	34,235	31,988	30,119	28,257	26,502	24,873	23,504	22,243	21,198	20,509	19,805	18,944	18,552	18,200	17,500	16,900	16,300	15,700	15,200	14,700	14,200	13,700	13,200		
Age Pension Veterans (Included Above)	1,055	959	868	791	700	644	594	533	488	489	479	481	509	526	500	500	500	500	500	500	500	500	500	500		
Service Pension Veterans	29,497	27,210	24,954	23,067	21,211	19,527	18,026	16,100	14,877	13,876	13,001	12,258	11,497	11,126	10,800	10,100	9,500	8,900	8,300	7,700	7,200	6,600	6,100	5,600		
Disability Compensation Payment Recipient & Service Pension Veteran Overlap*	19,371	17,961	16,535	15,326	14,115	12,982	11,999	10,641	9,844	9,190	8,601	8,140	7,629	7,359	7,100	6,700	6,200	5,800	5,400	5,000	4,600	4,200	3,800	3,500		
Treatment Cards, Allowances or Accepted Disabilities Only	5,928	5,671	5,566	5,556	13,564	13,898	14,398	15,150	16,369	21,302	33,006	37,409	41,645	43,268	44,700	47,300	49,700	51,900	53,800	55,600	57,300	58,800	60,200	61,500		
MRCA Veterans	n/a	n/a	n/a	n/a	4,082	4,768	5,475	6,298	7,337	9,103	10,614	11,867	12,955	13,634	14,200	15,300	16,400	17,600	18,700	19,900	21,000	22,200	23,300	24,400		
DRCA Veterans	n/a	n/a	n/a	n/a	12,010	12,118	12,231	12,321	12,428	12,670	13,015	13,247	13,447	13,513	13,600	13,700	13,800	13,900	14,000	14,100	14,200	14,200	14,200	14,200		
Total Veterans	52,564	49,155	45,973	43,416	48,939	46,945	45,298	44,113	43,645	47,186	57,915	61,332	64,457	65,587	66,500	68,300	69,800	71,200	72,500	73,600	74,500	75,400	76,100	76,800		
Dependants :																										
Service Pension Dependants	24,994	23,287	21,640	20,055	18,637	17,269	15,929	14,247	13,153	12,280	11,507	10,818	10,076	9,740	9,400	8,900	8,300	7,800	7,300	6,900	6,500	6,100	5,800	5,400		
War Widow(er)s	35,855	34,128	32,431	30,652	28,723	26,569	24,507	22,489	20,437	18,621	16,747	15,021	13,296	12,399	11,700	10,300	9,200	8,200	7,400	6,700	6,200	5,700	5,400	5,000		
Orphans	53	47	47	47	44	52	45	51	49	46	43	46	50	50	50	50	50	50	50	40	40	30	30	30		
Adequate Means of Support (AMS) **	150	145	139	136	131	126	123	119	114	110	108	104	97	95	90	90	90	90	90	80	80	80	80	70		
Age Pension Partners	754	692	624	557	478	443	401	358	325	306	303	284	289	287	300	300	200	200	200	200	200	200	200	100		
Commonwealth Seniors Health Cards (CSHC) Dependants	1,206	1,183	1,136	1,108	988	926	859	1,379	795	789	774	717	654	619	600	500	500	400	400	400	300	300	300	300		
Defence Force Income Support Supplement (DFISA) Dependants ***	2,290	2,146	1,983	1,830	1,663	1,598	1,517	1,402	1,366	1,351	1,312	1,315	0	0	0	0	0	0	0	0	0	0	0	0		
MRCA Dependants	n/a	n/a	n/a	n/a	45	47	52	55	61	74	74	90	103	112	120	130	150	160	170	190	200	210	220	230		
Other Dependants	143	145	181	209	627	581	574	526	615	639	1,003	1,042	1,077	1,098	1,100	1,200	1,200	1,300	1,300	1,300	1,400	1,400	1,500	1,500		
Total Overlap Between Dependant Categories	1,290	1,232	1,145	1,060	919	857	773	931	652	625	591	541	317	293	300	200	200	200	200	200	100	100	100	100		
Total Dependants	64,155	60,541	57,036	53,534	50,417	46,754	43,234	39,695	36,263	33,591	31,280	28,896	25,325	24,107	23,100	21,200	19,500	18,000	16,800	15,700	14,700	13,900	13,200	12,500		
Total Veterans and Total Dependants Overlap	1,203	1,089	1,018	914	522	429	360	297	249	218	245	234	208	203	200	200	200	200	200	200	200	200	200	200		
Nett Total Clients ****	115,516	108,607	101,991	96,036	98,834	93,270	88,172	83,511	79,666	80,577	88,950	89,994	89,574	89,491	89,400	89,200	89,100	89,100	89,000	89,100	89,100	89,100	89,100	89,100		

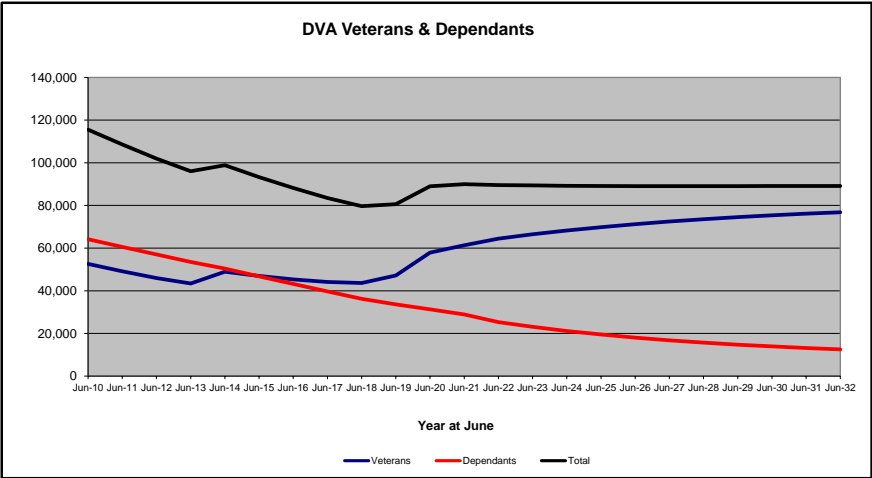
* Starting on 1 January 2022, the Disability Pension has been renamed to the Disability Compensation Payment. This was done to reflect the fact that the Disability Pension is not an income support pension but is instead a compensation payment.

** Adequate Means of Support Pensions (AMS) were granted prior to 6 June 1985. AMS is paid by DVA if the death of an ex-service man or woman is accepted to have been due to war service, and that person's death left a dependant or other near relative without adequate means of support.

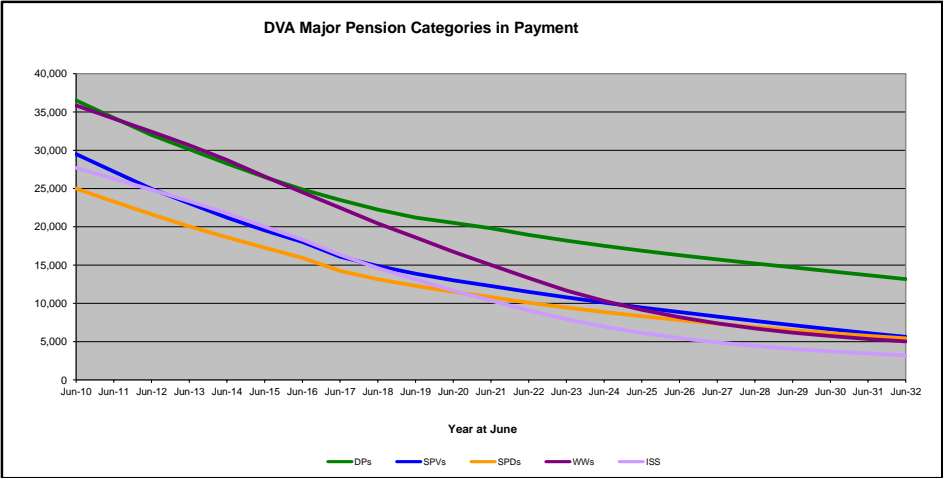
*** DFISA was abolished on 1 January 2022, since the payment became redundant when DVA's Disability Compensation Payment and some other relevant DVA payments were exempted from means tests for social security income support.

**** From June 2014 this report contains a more complete count of total DVA clients. The previous count; Net Total Beneficiaries; included all persons receiving a VEA pension/allowance or holding a treatment or pharmaceutical entitlement card.

In contrast, the Nett Total Client count also includes any veteran with one or more service related disabilities accepted under the DRCA or the MRCA as well as dependent children of veterans currently receiving student payments under the VCES or MRCAETS



Date of Most Recent Actual Data : 4 Jan 2023



Continued next page

DVA PROJECTED BENEFICIARY NUMBERS WITH ACTUALS TO 31 DECEMBER 2022 - NEW SOUTH WALES

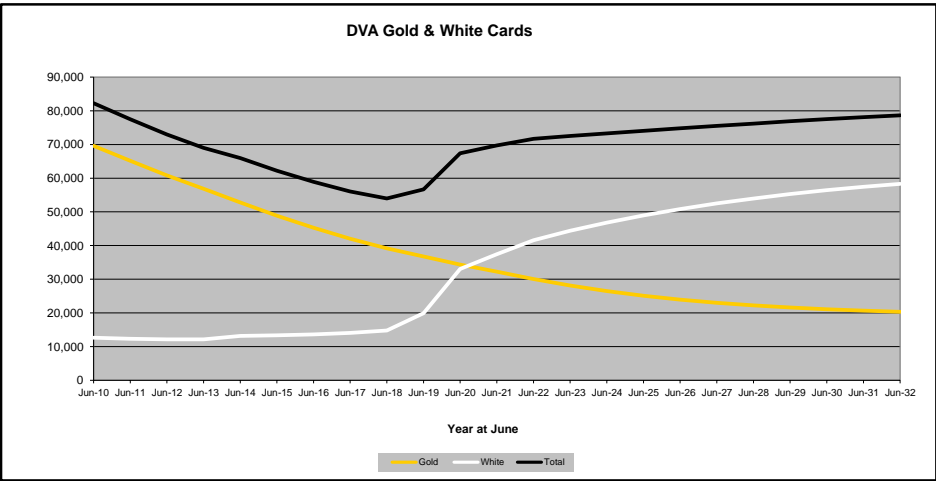
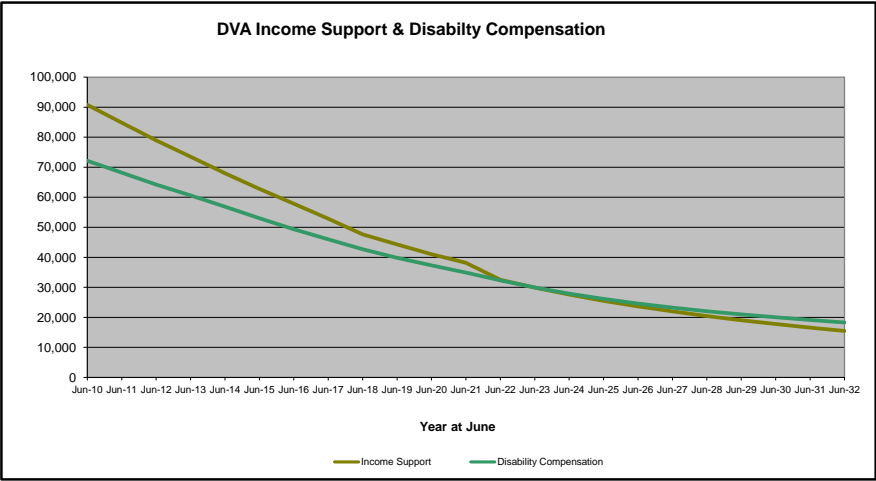
Executive Summary of DVA Beneficiaries in Receipt of Pension(s), Allowance(s) or Health Care

BENEFICIARY CATEGORY (Subsets of Net Total Beneficiaries on Previous Page)	ACTUAL DATA														FORECAST DATA											
	June 2010	June 2011	June 2012	June 2013	June 2014	June 2015	June 2016	June 2017	June 2018	June 2019	June 2020	June 2021	June 2022	Dec 2022	June 2023	June 2024	June 2025	June 2026	June 2027	June 2028	June 2029	June 2030	June 2031	June 2032		
Health Treatment Card Holders :																										
Gold Cards	69,607	65,139	60,825	56,862	52,789	48,856	45,271	42,007	39,190	36,760	34,335	32,243	30,078	28,985	28,100	26,500	25,100	24,000	23,000	22,200	21,600	21,100	20,700	20,300		
White Cards	12,643	12,346	12,154	12,152	13,184	13,376	13,624	14,057	14,783	19,904	33,035	37,449	41,598	43,137	44,400	46,800	48,900	50,800	52,500	54,000	55,300	56,400	57,400	58,300		
Total Health Treatment Cards	82,250	77,485	72,979	69,014	65,973	62,232	58,895	56,064	53,973	56,664	67,370	69,692	71,676	72,122	72,500	73,300	74,100	74,800	75,500	76,200	76,900	77,500	78,100	78,600		
Repatriation Pharmaceutical Benefits Cards (Orange Cards)	3,072	2,668	2,299	1,977	1,650	1,353	1,102	895	689	545	417	298	200	162	100	100	100	0	0	0	0	0	0	0		
Other Income Support Categories:																										
Income Support Supplement	27,697	26,278	24,847	23,354	21,781	20,004	18,325	16,347	14,597	13,135	11,682	10,364	9,085	8,438	7,900	7,000	6,100	5,500	4,900	4,400	4,000	3,700	3,500	3,200		
Age Pensioners	1,809	1,651	1,492	1,348	1,189	1,096	1,003	899	820	805	783	763	795	810	800	800	800	700	700	700	700	700	700	700		
Commonwealth Seniors Health Cards (CSHC)	2,136	2,037	1,884	1,794	1,552	1,382	1,263	2,161	1,197	1,210	1,191	1,102	1,044	1,015	1,000	900	800	800	700	700	700	600	600	500		
Defence Force Income Support Supplement (DFISA) (a)	6,089	5,691	5,300	4,926	4,534	4,338	4,055	3,789	3,619	3,592	3,487	3,462	0	0	0	0	0	0	0	0	0	0	0	0		
Total Income Support Beneficiaries (b)	90,761	84,838	78,944	73,521	68,008	62,801	57,867	52,879	47,644	44,278	41,055	38,173	32,497	31,129	29,900	27,600	25,500	23,700	22,000	20,400	19,100	17,800	16,600	15,500		
Total Disability Compensation Beneficiaries (c)	72,155	68,170	64,251	60,634	56,872	53,011	49,349	45,997	42,696	39,853	37,313	34,901	32,331	31,041	30,000	27,900	26,100	24,600	23,200	22,000	21,000	20,000	19,100	18,300		

(a) - DFISA was abolished on 1 January 2022, since the payment became redundant when DVA's Disability Compensation Payment and some other relevant DVA payments were exempted from means tests for social security income support.

(b) - Includes veteran service pensions, dependant service pensions, income support supplement, age pensions, commonwealth seniors health cards and DFISA recipients.

(c) - Includes disability, war widow, orphan and adequate means of support pensions.



Date of Most Recent Actual Data : 4 Jan 2023

DVA PROJECTED BENEFICIARY NUMBERS WITH ACTUALS TO 31 DECEMBER 2022 - VICTORIA

Executive Summary of DVA Beneficiaries in Receipt of Pension(s), Allowance(s) or Health Care

BENEFICIARY CATEGORY	ACTUAL DATA														FORECAST DATA											
	June 2010	June 2011	June 2012	June 2013	June 2014	June 2015	June 2016	June 2017	June 2018	June 2019	June 2020	June 2021	June 2022	Dec 2022	June 2023	June 2024	June 2025	June 2026	June 2027	June 2028	June 2029	June 2030	June 2031	June 2032		
Veterans :																										
Disability Compensation Payment Recipients*	23,268	21,801	20,439	19,253	18,020	16,859	15,856	15,070	14,285	13,589	13,119	12,637	12,007	11,772	11,600	11,200	10,900	10,600	10,300	10,000	9,700	9,400	9,100	8,800		
Age Pension Veterans (Included Above)	698	633	574	514	465	430	388	346	317	306	298	284	285	286	300	300	300	300	300	300	300	300	300	300		
Service Pension Veterans	19,257	17,756	16,407	15,227	14,070	12,914	11,882	10,620	9,794	9,133	8,557	8,044	7,516	7,296	7,100	6,700	6,300	6,000	5,600	5,300	5,000	4,700	4,400	4,000		
Disability Compensation Payment Recipient & Service Pension Veteran Overlap*	12,149	11,253	10,441	9,714	9,005	8,280	7,628	6,810	6,315	5,858	5,493	5,162	4,814	4,660	4,500	4,300	4,000	3,800	3,600	3,400	3,100	2,900	2,700	2,500		
Treatment Cards, Allowances or Accepted Disabilities Only	4,468	4,222	4,093	4,059	8,053	8,233	8,485	8,880	9,461	12,423	18,518	20,555	22,903	24,087	24,900	26,500	27,900	29,100	30,300	31,300	32,200	33,100	33,900	34,500		
MRCA Veterans	n/a	n/a	n/a	n/a	2,098	2,475	2,875	3,304	3,832	4,638	5,205	5,689	6,073	6,356	6,600	7,000	7,500	8,000	8,500	9,000	9,400	9,900	10,400	10,900		
DRCA Veterans	n/a	n/a	n/a	n/a	7,191	7,262	7,371	7,502	7,628	7,872	8,142	8,229	8,357	8,435	8,500	8,600	8,800	8,900	9,000	9,100	9,200	9,300	9,400	9,500		
Total Veterans	34,844	32,526	30,498	28,825	31,151	29,726	28,595	27,760	27,225	29,287	34,701	36,074	37,612	38,495	39,000	40,100	41,000	41,900	42,600	43,200	43,800	44,200	44,600	44,900		
Dependants :																										
Service Pension Dependants	17,239	16,028	14,928	13,956	12,997	12,085	11,216	10,101	9,325	8,705	8,191	7,685	7,158	6,891	6,700	6,200	5,800	5,500	5,100	4,800	4,500	4,200	4,000	3,800		
War Widow(er)s	24,328	23,214	21,877	20,511	19,061	17,478	15,982	14,562	13,085	11,745	10,463	9,277	8,242	7,691	7,200	6,300	5,600	5,000	4,400	4,000	3,700	3,400	3,200	3,000		
Orphans	32	30	34	27	30	26	22	17	18	14	11	8	9	9	10	10	10	10	10	10	10	10	10	10		
Adequate Means of Support (AMS) **	105	101	100	97	97	88	81	80	72	70	65	62	59	58	60	60	60	60	50	50	50	50	50	50		
Age Pension Partners	505	469	422	390	337	301	285	260	226	208	205	198	186	182	200	200	200	100	100	100	100	100	100	100		
Commonwealth Seniors Health Cards (CSHC) Dependants	940	915	847	803	684	638	598	961	550	546	513	463	434	410	400	400	300	300	300	300	300	200	200	200		
Defence Force Income Support Supplement (DFISA) Dependants ***	1,582	1,478	1,323	1,207	1,065	1,005	952	881	826	798	776	761	0	0	0	0	0	0	0	0	0	0	0	0		
MRCA Dependants	n/a	n/a	n/a	n/a	20	20	19	21	24	31	42	46	49	54	60	60	70	70	80	80	90	90	90	90		
Other Dependants	68	67	79	87	363	346	354	339	375	392	659	712	675	677	700	700	700	700	700	700	700	700	800	700		
Total Overlap Between Dependant Categories	979	913	827	766	630	572	530	639	414	386	351	314	182	167	200	100	100	100	100	100	100	100	0	0		
Total Dependants	43,820	41,389	38,783	36,312	34,024	31,415	28,979	26,583	24,087	22,123	20,574	18,898	16,630	15,805	15,100	13,800	12,600	11,600	10,800	10,000	9,400	8,800	8,300	7,900		
Total Veterans and Total Dependants Overlap	799	747	651	599	333	291	252	209	184	155	166	158	128	119	100	100	100	100	100	100	100	100	100	100		
Nett Total Clients ****	77,865	73,168	68,630	64,538	64,842	60,850	57,322	54,134	51,129	51,267	55,109	54,814	54,114	54,181	54,000	53,800	53,600	53,400	53,300	53,100	53,000	53,000	52,800	52,700		

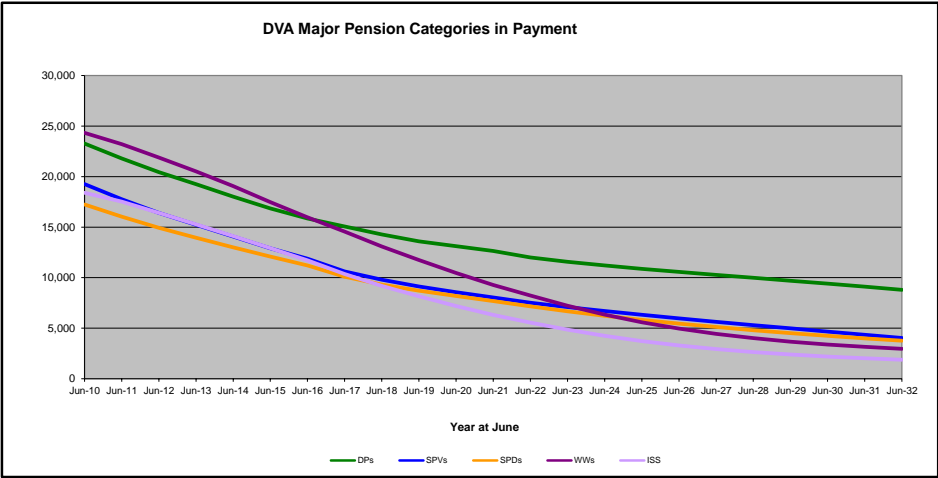
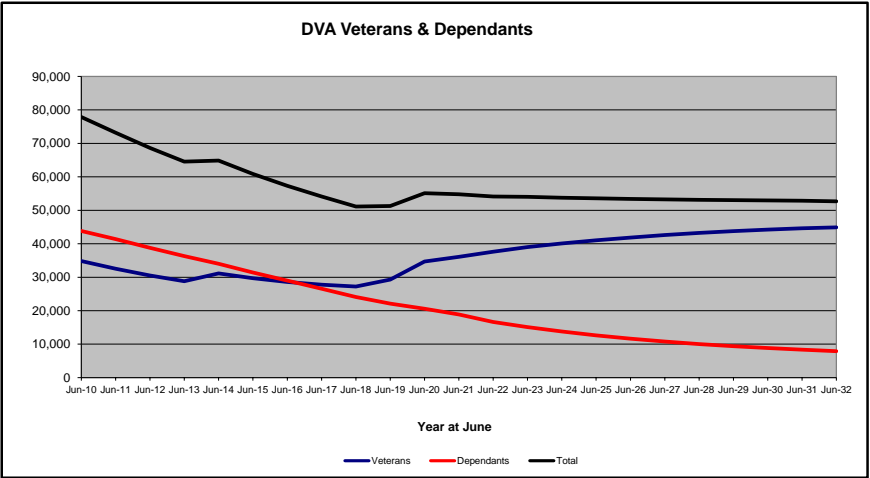
* Starting on 1 January 2022, the Disability Pension has been renamed to the Disability Compensation Payment. This was done to reflect the fact that the Disability Pension is not an income support pension but is instead a compensation payment.

** Adequate Means of Support Pensions (AMS) were granted prior to 6 June 1985. AMS is paid by DVA if the death of an ex-service man or woman is accepted to have been due to war service, and that person's death left a dependant or other near relative without adequate means of support.

*** DFISA was abolished on 1 January 2022, since the payment became redundant when DVA's Disability Compensation Payment and some other relevant DVA payments were exempted from means tests for social security income support.

**** From June 2014 this report contains a more complete count of total DVA clients. The previous count; Net Total Beneficiaries; included all persons receiving a VEA pension/allowance or holding a treatment or pharmaceutical entitlement card.

In contrast, the Nett Total Client count also includes any veteran with one or more service related disabilities accepted under the DRCA or the MRCA as well as dependent children of veterans currently receiving student payments under the VCES or MRCAETS



Date of Most Recent Actual Data : 4 Jan 2023

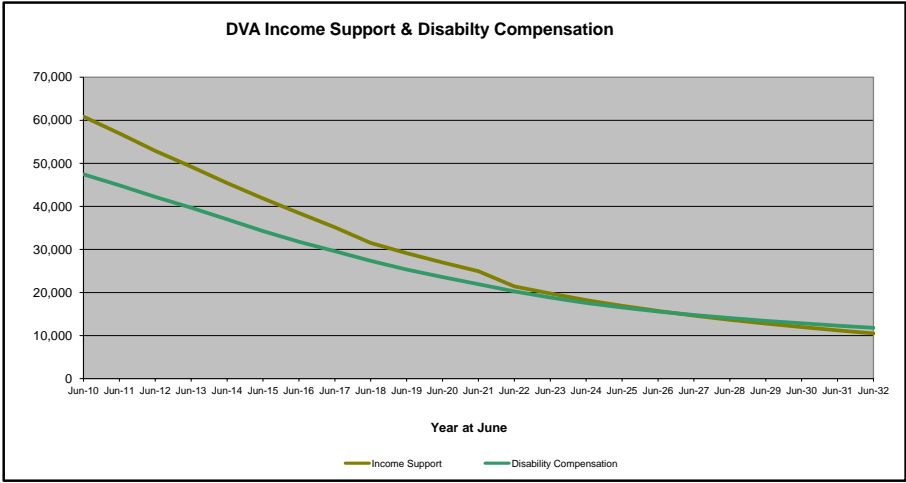
Continued next page

DVA PROJECTED BENEFICIARY NUMBERS WITH ACTUALS TO 31 DECEMBER 2022 - VICTORIA

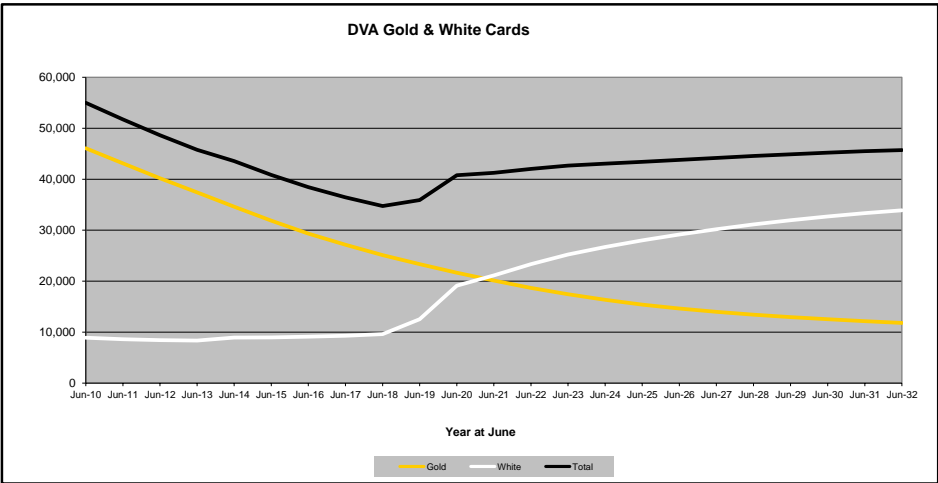
Executive Summary of DVA Beneficiaries in Receipt of Pension(s), Allowance(s) or Health Care

BENEFICIARY CATEGORY (Subsets of Net Total Beneficiaries on Previous Page)	ACTUAL DATA														FORECAST DATA											
	June 2010	June 2011	June 2012	June 2013	June 2014	June 2015	June 2016	June 2017	June 2018	June 2019	June 2020	June 2021	June 2022	Dec 2022	June 2023	June 2024	June 2025	June 2026	June 2027	June 2028	June 2029	June 2030	June 2031	June 2032		
Health Treatment Card Holders :																										
Gold Cards	46,076	43,109	40,198	37,427	34,630	31,878	29,346	27,155	25,116	23,348	21,662	20,126	18,684	18,020	17,400	16,300	15,400	14,600	14,000	13,400	12,900	12,500	12,100	11,800		
White Cards	8,915	8,631	8,425	8,356	8,944	8,957	9,109	9,289	9,624	12,555	19,112	21,127	23,345	24,455	25,200	26,700	28,000	29,200	30,200	31,100	32,000	32,700	33,300	33,900		
Total Health Treatment Cards	54,991	51,740	48,623	45,783	43,574	40,835	38,455	36,444	34,740	35,903	40,774	41,253	42,029	42,475	42,700	43,000	43,400	43,800	44,200	44,600	44,900	45,200	45,500	45,700		
Repatriation Pharmaceutical Benefits Cards (Orange Cards)	2,362	2,065	1,767	1,501	1,264	1,044	842	665	512	397	297	217	149	133	100	100	100	0	0	0	0	0	0	0		
Other Income Support Categories:																										
Income Support Supplement	18,401	17,516	16,413	15,270	14,115	12,919	11,721	10,367	9,186	8,160	7,198	6,321	5,552	5,185	4,900	4,200	3,700	3,300	2,900	2,600	2,400	2,200	2,000	1,900		
Age Pensioners	1,203	1,102	996	904	811	738	679	611	548	520	504	483	471	469	500	400	400	400	400	400	400	400	400	400		
Commonwealth Seniors Health Cards (CSHC)	1,624	1,556	1,402	1,315	1,091	996	922	1,554	857	852	818	746	719	694	700	600	600	600	500	500	500	500	400	400		
Defence Force Income Support Supplement (DFISA) (a)	4,092	3,863	3,545	3,242	2,927	2,748	2,549	2,337	2,205	2,157	2,067	2,003	0	0	0	0	0	0	0	0	0	0	0	0		
Total Income Support Beneficiaries (b)	60,844	56,943	52,905	49,218	45,402	41,855	38,466	35,150	31,518	29,145	26,972	24,944	21,416	20,535	19,800	18,300	16,900	15,700	14,600	13,700	12,800	12,000	11,200	10,500		
Total Disability Compensation Beneficiaries (c)	47,447	44,880	42,216	39,680	37,014	34,283	31,794	29,605	27,352	25,333	23,594	21,928	20,272	19,492	18,800	17,600	16,500	15,600	14,800	14,100	13,400	12,800	12,300	11,800		

- (a) - DFISA was abolished on 1 January 2022, since the payment became redundant when DVA's Disability Compensation Payment and some other relevant DVA payments were exempted from means tests for social security income support.
(b) - Includes veteran service pensions, dependant service pensions, income support supplement, age pensions, commonwealth seniors health cards and DFISA recipients.
(c) - Includes disability, war widow, orphan and adequate means of support pensions.



Date of Most Recent Actual Data : 4 Jan 2023



DVA PROJECTED BENEFICIARY NUMBERS WITH ACTUALS TO 31 DECEMBER 2022 - QUEENSLAND

Executive Summary of DVA Beneficiaries in Receipt of Pension(s), Allowance(s) or Health Care

BENEFICIARY CATEGORY	ACTUAL DATA														FORECAST DATA											
	June 2010	June 2011	June 2012	June 2013	June 2014	June 2015	June 2016	June 2017	June 2018	June 2019	June 2020	June 2021	June 2022	Dec 2022	June 2023	June 2024	June 2025	June 2026	June 2027	June 2028	June 2029	June 2030	June 2031	June 2032		
Veterans :																										
Disability Compensation Payment Recipients*	33,738	32,795	31,724	30,810	30,195	29,484	28,734	28,300	27,777	27,595	27,571	27,376	27,054	26,953	26,700	26,300	26,000	25,600	25,200	24,800	24,400	23,900	23,300	22,800		
Age Pension Veterans (Included Above)	675	643	625	621	622	641	678	692	695	813	857	907	1,014	1,049	1,100	1,100	1,100	1,100	1,100	1,200	1,200	1,200	1,200	1,200		
Service Pension Veterans	22,809	21,542	20,345	19,201	18,186	17,142	16,196	14,945	14,149	13,504	12,951	12,399	11,941	11,668	11,400	10,900	10,400	9,900	9,400	8,900	8,400	7,900	7,300	6,800		
Disability Compensation Payment Recipient & Service Pension Veteran Overlap*	16,496	15,773	15,074	14,438	13,905	13,311	12,741	11,896	11,413	10,990	10,636	10,211	9,870	9,652	9,400	9,000	8,500	8,100	7,600	7,200	6,700	6,200	5,700	5,200		
Treatment Cards, Allowances or Accepted Disabilities Only	4,451	4,510	4,822	5,208	15,126	15,938	16,902	18,230	20,373	27,964	41,034	46,686	52,817	55,005	56,900	60,700	64,200	67,400	70,400	73,200	75,800	78,300	80,600	82,800		
MRCA Veterans	n/a	n/a	n/a	n/a	6,006	7,073	8,015	9,308	10,769	13,589	16,016	18,476	20,438	21,670	22,500	24,400	26,200	28,100	30,000	31,900	33,700	35,600	37,500	39,300		
DRCA Veterans	n/a	n/a	n/a	n/a	16,342	16,506	16,752	17,107	17,377	18,169	19,109	19,751	20,623	21,124	21,400	21,900	22,400	22,800	23,300	23,700	24,100	24,400	24,700	24,900		
Total Veterans	44,502	43,074	41,817	40,781	49,609	49,253	49,091	49,579	50,886	58,073	70,920	76,250	81,942	83,974	85,700	88,900	92,000	94,700	97,300	99,700	101,900	103,800	105,600	107,100		
Dependants :																										
Service Pension Dependents	19,172	18,176	17,310	16,482	15,684	14,900	14,105	12,957	12,282	11,715	11,244	10,768	10,293	10,029	9,700	9,200	8,600	8,000	7,500	7,000	6,600	6,100	5,700	5,300		
War Widow(er)s	20,836	20,189	19,329	18,377	17,442	16,304	15,314	14,325	13,364	12,424	11,552	10,711	9,930	9,544	9,200	8,600	8,100	7,600	7,200	6,900	6,700	6,400	6,200	6,100		
Orphans	58	65	61	60	62	59	49	43	44	43	40	44	47	47	50	60	70	70	70	70	70	70	70	60		
Adequate Means of Support (AMS) **	83	80	77	74	72	72	69	66	61	59	57	52	48	44	40	40	40	40	40	40	40	40	40	40		
Age Pension Partners	440	403	383	378	357	369	365	361	372	410	456	477	505	514	500	500	400	400	400	400	300	300	300	300		
Commonwealth Seniors Health Cards (CSHC) Dependents	697	705	655	646	568	564	515	936	515	528	494	450	436	426	400	400	400	300	300	300	300	300	300	200		
Defence Force Income Support Supplement (DFISA) Dependents ***	2,037	1,986	1,931	1,921	1,941	2,007	2,062	2,052	2,099	2,246	2,262	2,306	0	0	0	0	0	0	0	0	0	0	0	0		
MRCA Dependents	n/a	n/a	n/a	n/a	57	74	73	92	99	105	122	152	177	200	210	230	260	280	300	320	340	360	370	380		
Other Dependents	117	123	154	166	992	982	1,019	1,037	1,074	1,219	1,746	1,974	2,155	2,281	2,400	2,600	2,800	3,100	3,300	3,500	3,600	3,700	3,700	3,700		
Total Overlap Between Dependant Categories	729	693	660	647	582	573	561	667	547	579	571	564	184	177	200	200	100	100	100	100	100	100	100	100		
Total Dependents	42,711	41,034	39,240	37,457	36,593	34,758	33,010	31,202	29,363	28,170	27,402	26,370	23,407	22,908	22,400	21,400	20,500	19,700	19,000	18,400	17,800	17,200	16,600	16,000		
Total Veterans and Total Dependents Overlap	747	698	618	559	329	292	260	248	240	249	357	399	375	382	400	400	500	500	500	600	600	600	600	700		
Nett Total Clients ****	86,466	83,410	80,439	77,679	85,873	83,719	81,841	80,533	80,022	86,040	97,965	102,221	104,974	106,500	107,600	109,900	112,000	114,000	115,900	117,600	119,100	120,400	121,500	122,400		

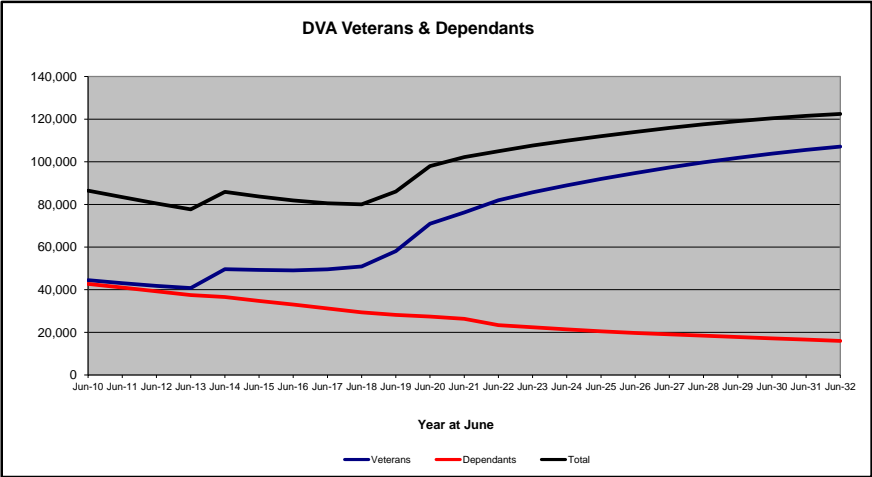
* Starting on 1 January 2022, the Disability Pension has been renamed to the Disability Compensation Payment. This was done to reflect the fact that the Disability Pension is not an income support pension but is instead a compensation payment.

** Adequate Means of Support Pensions (AMS) were granted prior to 6 June 1985. AMS is paid by DVA if the death of an ex-service man or woman is accepted to have been due to war service, and that person's death left a dependant or other near relative without adequate means of support.

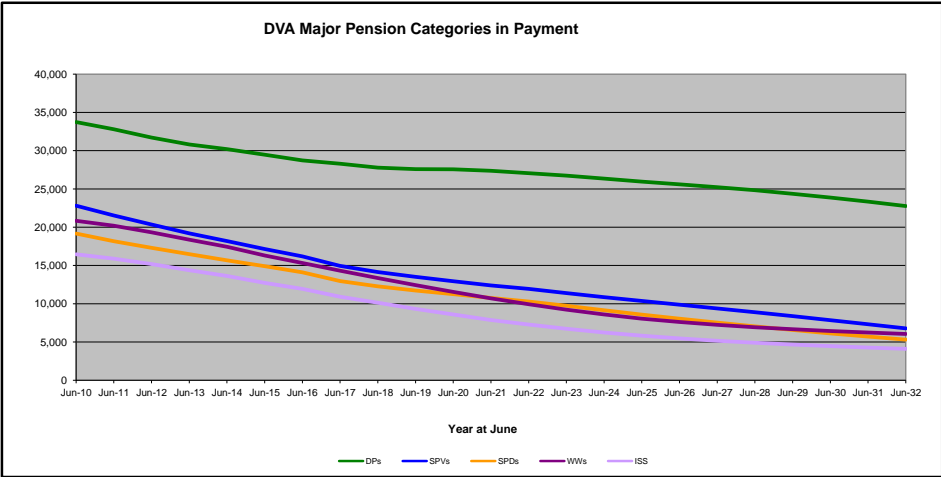
*** DFISA was abolished on 1 January 2022, since the payment became redundant when DVA's Disability Compensation Payment and some other relevant DVA payments were exempted from means tests for social security income support.

**** From June 2014 this report contains a more complete count of total DVA clients. The previous count; Net Total Beneficiaries; included all persons receiving a VEA pension/allowance or holding a treatment or pharmaceutical entitlement card.

In contrast, the Nett Total Client count also includes any veteran with one or more service related disabilities accepted under the DRCA or the MRCA as well as dependent children of veterans currently receiving student payments under the VCES or MRCAETS



Date of Most Recent Actual Data : 4 Jan 2023



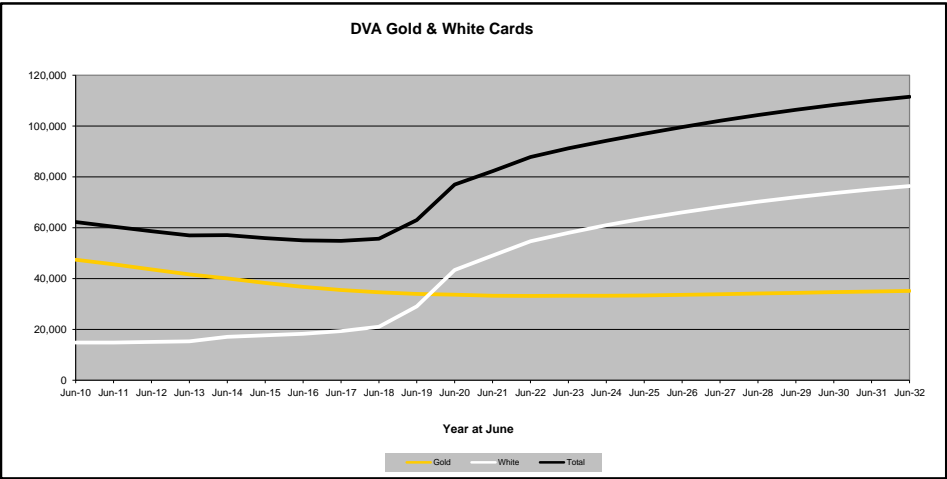
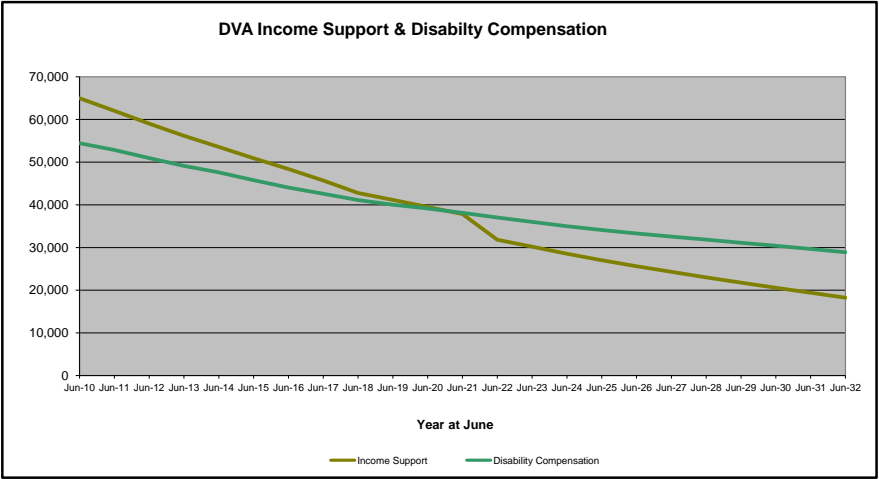
Continued next page

DVA PROJECTED BENEFICIARY NUMBERS WITH ACTUALS TO 31 DECEMBER 2022 - QUEENSLAND

Executive Summary of DVA Beneficiaries in Receipt of Pension(s), Allowance(s) or Health Care

BENEFICIARY CATEGORY (Subsets of Net Total Beneficiaries on Previous Page)	ACTUAL DATA														FORECAST DATA											
	June 2010	June 2011	June 2012	June 2013	June 2014	June 2015	June 2016	June 2017	June 2018	June 2019	June 2020	June 2021	June 2022	Dec 2022	June 2023	June 2024	June 2025	June 2026	June 2027	June 2028	June 2029	June 2030	June 2031	June 2032		
Health Treatment Card Holders :																										
Gold Cards	47,407	45,607	43,583	41,661	40,041	38,253	36,740	35,479	34,602	33,973	33,625	33,226	33,162	33,188	33,200	33,200	33,400	33,600	33,800	34,100	34,400	34,700	34,900	35,100		
White Cards	14,832	14,822	15,041	15,326	17,050	17,682	18,268	19,346	21,055	29,015	43,339	49,044	54,647	56,482	58,000	61,000	63,600	66,000	68,200	70,200	72,000	73,600	75,100	76,400		
Total Health Treatment Cards	62,239	60,429	58,624	56,987	57,091	55,935	55,008	54,825	55,657	62,988	76,964	82,270	87,809	89,670	91,200	94,200	97,000	99,600	102,100	104,300	106,400	108,300	110,000	111,500		
Repatriation Pharmaceutical Benefits Cards (Orange Cards)	1,931	1,694	1,460	1,239	1,038	845	670	535	396	300	229	176	109	90	100	0	0	0	0	0	0	0	0	0		
Other Income Support Categories:																										
Income Support Supplement	16,460	15,894	15,189	14,379	13,632	12,727	11,935	10,923	10,126	9,326	8,590	7,872	7,274	6,982	6,700	6,200	5,800	5,500	5,200	4,900	4,700	4,500	4,300	4,100		
Age Pensioners	1,115	1,046	1,008	999	994	1,022	1,054	1,062	1,075	1,231	1,310	1,381	1,514	1,562	1,600	1,500	1,500	1,500	1,500	1,500	1,500	1,500	1,500	1,500		
Commonwealth Seniors Health Cards (CSHC)	1,338	1,303	1,190	1,146	994	942	855	1,625	856	889	866	811	799	798	800	800	700	700	700	600	600	600	600	600		
Defence Force Income Support Supplement (DFISA) (a)	4,995	4,918	4,826	4,771	4,889	5,017	5,117	5,083	5,193	5,567	5,673	5,799	0	0	0	0	0	0	0	0	0	0	0	0		
Total Income Support Beneficiaries (b)	64,975	62,020	59,045	56,165	53,561	50,921	48,383	45,703	42,771	41,161	39,507	37,830	31,821	31,039	30,200	28,600	27,000	25,600	24,300	23,000	21,800	20,600	19,400	18,200		
Total Disability Compensation Beneficiaries (c)	54,432	52,866	50,957	49,117	47,598	45,764	44,033	42,608	41,137	40,032	39,140	38,120	37,027	36,538	36,000	35,000	34,100	33,300	32,600	31,800	31,100	30,400	29,700	28,900		

- (a) - DFISA was abolished on 1 January 2022, since the payment became redundant when DVA's Disability Compensation Payment and some other relevant DVA payments were exempted from means tests for social security income support.
- (b) - Includes veteran service pensions, dependant service pensions, income support supplement, age pensions, commonwealth seniors health cards and DFISA recipients.
- (c) - Includes disability, war widow, orphan and adequate means of support pensions.



Date of Most Recent Actual Data : 4 Jan 2023

DVA PROJECTED BENEFICIARY NUMBERS WITH ACTUALS TO 31 DECEMBER 2022 - SOUTH AUSTRALIA

Executive Summary of DVA Beneficiaries in Receipt of Pension(s), Allowance(s) or Health Care

BENEFICIARY CATEGORY	ACTUAL DATA														FORECAST DATA									
	June 2010	June 2011	June 2012	June 2013	June 2014	June 2015	June 2016	June 2017	June 2018	June 2019	June 2020	June 2021	June 2022	Dec 2022	June 2023	June 2024	June 2025	June 2026	June 2027	June 2028	June 2029	June 2030	June 2031	June 2032
Veterans :																								
Disability Compensation Payment Recipients*	8,769	8,319	7,906	7,518	7,185	6,866	6,577	6,294	6,088	5,898	5,786	5,713	5,559	5,489	5,400	5,300	5,200	5,100	4,900	4,800	4,700	4,600	4,400	4,300
Age Pension Veterans (Included Above)	261	231	204	189	174	157	148	153	147	154	159	164	179	180	200	200	200	200	200	200	200	200	200	100
Service Pension Veterans	8,844	8,165	7,531	6,923	6,452	5,889	5,498	4,942	4,633	4,355	4,103	3,895	3,662	3,545	3,400	3,300	3,100	2,900	2,700	2,600	2,400	2,200	2,000	1,900
Disability Compensation Payment Recipient & Service Pension Veteran Overlap*	4,903	4,639	4,382	4,109	3,917	3,689	3,518	3,242	3,105	2,976	2,837	2,732	2,609	2,538	2,500	2,400	2,200	2,100	2,000	1,900	1,800	1,600	1,500	1,400
Treatment Cards, Allowances or Accepted Disabilities Only	1,649	1,584	1,546	1,520	3,718	3,874	3,967	4,154	4,484	5,948	9,507	10,692	12,085	12,584	13,000	13,900	14,700	15,500	16,200	16,800	17,400	18,000	18,500	19,000
MRCA Veterans	n/a	n/a	n/a	n/a	1,042	1,264	1,408	1,576	1,860	2,316	2,748	3,102	3,400	3,589	3,700	4,000	4,300	4,600	4,900	5,300	5,600	5,900	6,200	6,500
DRCA Veterans	n/a	n/a	n/a	n/a	3,291	3,341	3,391	3,413	3,441	3,520	3,680	3,796	3,922	3,978	4,000	4,100	4,200	4,200	4,300	4,400	4,500	4,500	4,600	4,600
Total Veterans	14,359	13,429	12,601	11,852	13,441	12,940	12,524	12,148	12,100	13,225	16,559	17,568	18,697	19,080	19,400	20,100	20,700	21,300	21,800	22,300	22,800	23,100	23,500	23,800
Dependants :																								
Service Pension Dependents	8,537	7,969	7,472	6,902	6,505	6,026	5,638	5,131	4,774	4,461	4,164	3,900	3,597	3,464	3,300	3,100	2,900	2,700	2,500	2,300	2,200	2,000	1,900	1,700
War Widow(er)s	8,043	7,687	7,256	6,883	6,423	5,905	5,462	5,036	4,604	4,141	3,728	3,378	3,044	2,891	2,700	2,500	2,200	2,000	1,900	1,700	1,600	1,600	1,500	1,400
Orphans	13	14	12	14	12	10	9	8	6	10	9	11	11	12	10	10	10	10	10	10	10	10	10	10
Adequate Means of Support (AMS) **	48	45	45	44	43	43	43	40	38	38	35	34	33	32	30	30	30	30	30	30	30	30	20	20
Age Pension Partners	203	188	167	154	147	130	128	119	116	111	111	110	111	110	110	100	90	90	80	80	70	70	60	60
Commonwealth Seniors Health Cards (CSHC) Dependents	404	396	372	343	295	266	249	348	215	202	181	168	159	153	140	130	110	100	90	80	70	60	60	60
Defence Force Income Support Supplement (DFISA) Dependents ***	467	440	425	401	372	355	346	326	322	330	326	334	0	0	0	0	0	0	0	0	0	0	0	0
MRCA Dependents	n/a	n/a	n/a	n/a	3	3	3	10	16	21	25	27	35	39	40	50	50	60	60	60	60	70	70	70
Other Dependents	22	20	25	32	156	155	140	148	150	144	266	262	279	272	270	280	290	300	310	310	310	300	290	280
Total Overlap Between Dependent Categories	436	415	386	346	298	258	249	262	208	192	166	161	89	84	80	60	50	40	40	30	30	30	20	20
Total Dependents	17,301	16,344	15,388	14,427	13,658	12,635	11,769	10,904	10,033	9,266	8,679	8,063	7,180	6,889	6,600	6,100	5,600	5,300	4,900	4,600	4,300	4,100	3,900	3,700
Total Veterans and Total Dependents Overlap	259	237	216	197	127	112	91	78	72	77	86	82	72	76	80	80	80	80	80	80	90	90	90	90
Nett Total Clients ****	31,401	29,536	27,773	26,082	26,972	25,463	24,202	22,974	22,063	22,421	25,152	25,549	25,805	25,893	26,000	26,100	26,300	26,500	26,700	26,800	27,000	27,200	27,300	27,400

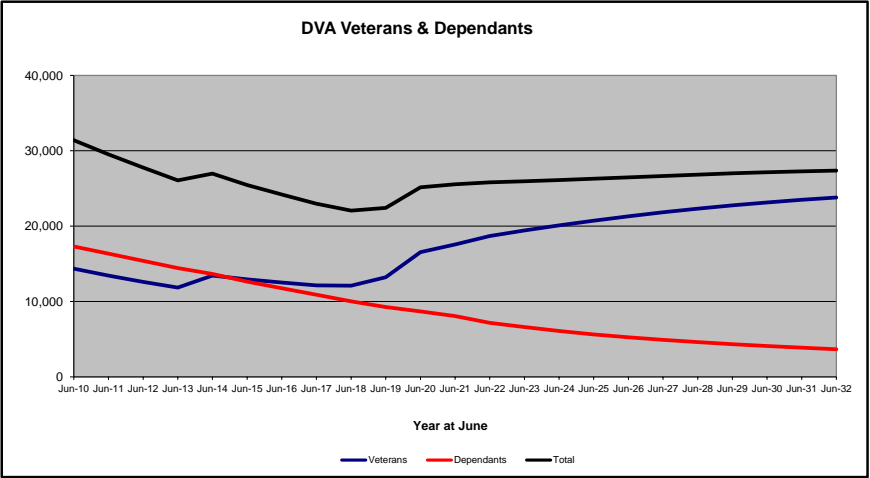
* Starting on 1 January 2022, the Disability Pension has been renamed to the Disability Compensation Payment. This was done to reflect the fact that the Disability Pension is not an income support pension but is instead a compensation payment.

** Adequate Means of Support Pensions (AMS) were granted prior to 6 June 1985. AMS is paid by DVA if the death of an ex-service man or woman is accepted to have been due to war service, and that person's death left a dependant or other near relative without adequate means of support.

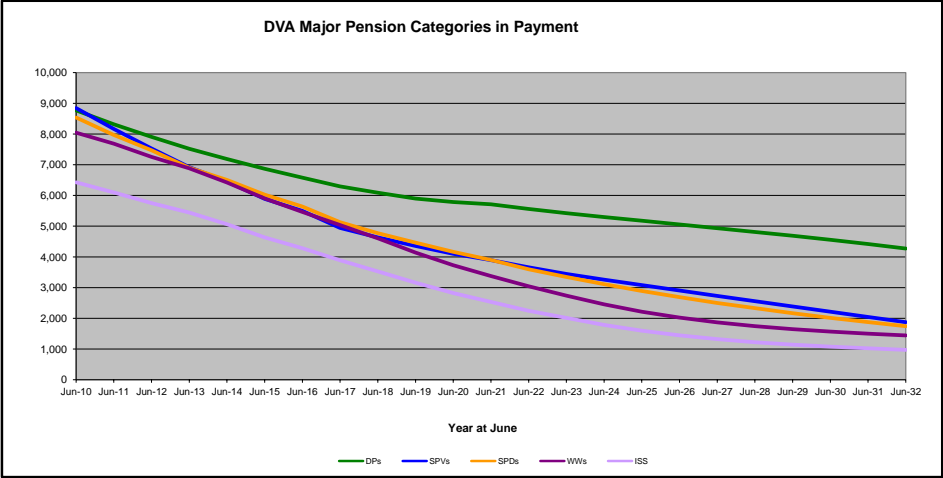
*** DFISA was abolished on 1 January 2022, since the payment became redundant when DVA's Disability Compensation Payment and some other relevant DVA payments were exempted from means tests for social security income support.

**** From June 2014 this report contains a more complete count of total DVA clients. The previous count; Net Total Beneficiaries; included all persons receiving a VEA pension/allowance or holding a treatment or pharmaceutical entitlement card.

In contrast, the Nett Total Client count also includes any veteran with one or more service related disabilities accepted under the DRCA or the MRCA as well as dependent children of veterans currently receiving student payments under the VCES or MRCAETS



Date of Most Recent Actual Data : 4 Jan 2023



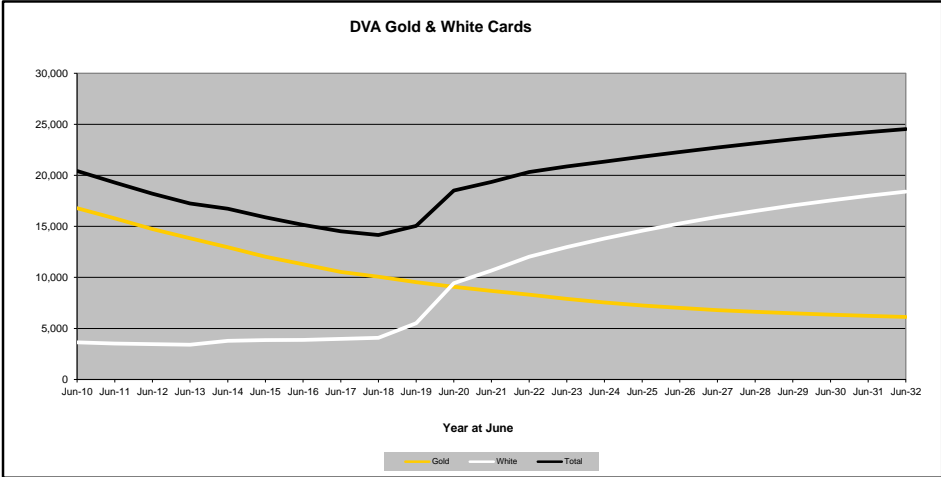
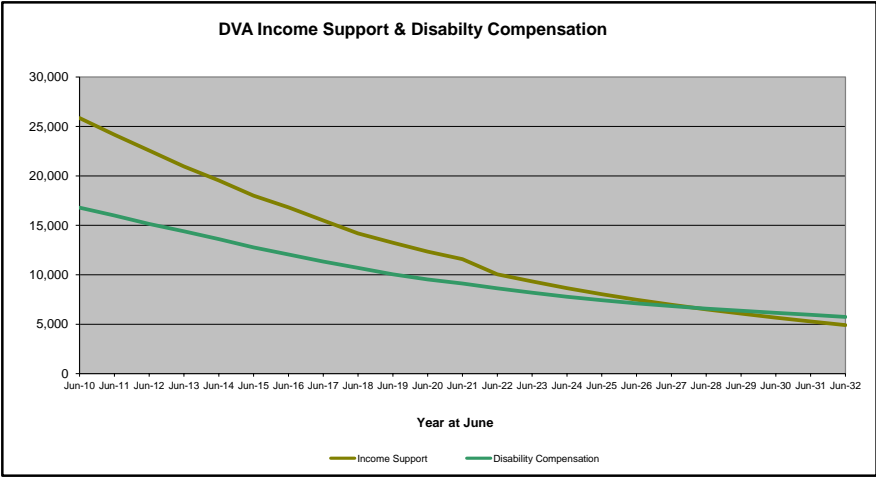
Continued next page

DVA PROJECTED BENEFICIARY NUMBERS WITH ACTUALS TO 31 DECEMBER 2022 - SOUTH AUSTRALIA

Executive Summary of DVA Beneficiaries in Receipt of Pension(s), Allowance(s) or Health Care

BENEFICIARY CATEGORY (Subsets of Net Total Beneficiaries on Previous Page)	ACTUAL DATA														FORECAST DATA											
	June 2010	June 2011	June 2012	June 2013	June 2014	June 2015	June 2016	June 2017	June 2018	June 2019	June 2020	June 2021	June 2022	Dec 2022	June 2023	June 2024	June 2025	June 2026	June 2027	June 2028	June 2029	June 2030	June 2031	June 2032		
Health Treatment Card Holders :																										
Gold Cards	16,784	15,781	14,738	13,844	12,949	12,032	11,286	10,543	10,072	9,530	9,076	8,679	8,306	8,098	7,900	7,500	7,300	7,000	6,800	6,600	6,500	6,400	6,200	6,100		
White Cards	3,643	3,518	3,465	3,405	3,780	3,857	3,870	3,977	4,083	5,516	9,432	10,669	12,023	12,522	13,000	13,800	14,600	15,300	15,900	16,500	17,100	17,500	18,000	18,400		
Total Health Treatment Cards	20,427	19,299	18,203	17,249	16,729	15,889	15,156	14,520	14,155	15,046	18,508	19,348	20,329	20,620	20,900	21,300	21,800	22,300	22,700	23,100	23,500	23,900	24,200	24,500		
Repatriation Pharmaceutical Benefits Cards (Orange Cards)	1,397	1,215	1,044	884	748	607	492	396	295	214	157	114	74	61	100	0	0	0	0	0	0	0	0	0		
Other Income Support Categories:																										
Income Support Supplement	6,428	6,097	5,752	5,445	5,064	4,636	4,284	3,891	3,528	3,158	2,821	2,531	2,242	2,136	2,000	1,800	1,600	1,400	1,300	1,200	1,100	1,100	1,000	1,000		
Age Pensioners	464	419	371	343	322	288	277	274	265	266	269	273	289	291	300	300	300	300	200	200	200	200	200	200		
Commonwealth Seniors Health Cards (CSHC)	660	634	576	519	434	390	360	553	318	301	284	266	257	252	200	200	200	200	200	200	100	100	100	100		
Defence Force Income Support Supplement (DFISA) (a)	1,257	1,191	1,142	1,067	983	968	944	885	849	884	888	915	0	0	0	0	0	0	0	0	0	0	0	0		
Total Income Support Beneficiaries (b)	25,849	24,165	22,565	20,949	19,541	18,003	16,808	15,495	14,181	13,232	12,336	11,575	10,047	9,688	9,300	8,600	8,000	7,500	7,000	6,500	6,100	5,700	5,300	4,900		
Total Disability Compensation Beneficiaries (c)	16,788	15,986	15,145	14,390	13,598	12,769	12,045	11,337	10,699	10,051	9,529	9,114	8,628	8,406	8,200	7,800	7,400	7,100	6,800	6,600	6,400	6,200	5,900	5,700		

- (a) - DFISA was abolished on 1 January 2022, since the payment became redundant when DVA's Disability Compensation Payment and some other relevant DVA payments were exempted from means tests for social security income support.
- (b) - Includes veteran service pensions, dependant service pensions, income support supplement, age pensions, commonwealth seniors health cards and DFISA recipients.
- (c) - Includes disability, war widow, orphan and adequate means of support pensions.



Date of Most Recent Actual Data : 4 Jan 2023

DVA PROJECTED BENEFICIARY NUMBERS WITH ACTUALS TO 31 DECEMBER 2022 - WESTERN AUSTRALIA

Executive Summary of DVA Beneficiaries in Receipt of Pension(s), Allowance(s) or Health Care

BENEFICIARY CATEGORY	ACTUAL DATA														FORECAST DATA											
	June 2010	June 2011	June 2012	June 2013	June 2014	June 2015	June 2016	June 2017	June 2018	June 2019	June 2020	June 2021	June 2022	Dec 2022	June 2023	June 2024	June 2025	June 2026	June 2027	June 2028	June 2029	June 2030	June 2031	June 2032		
Veterans :																										
Disability Compensation Payment Recipients*	11,413	11,025	10,599	10,294	9,927	9,515	9,236	8,940	8,683	8,464	8,398	8,328	8,210	8,131	8,000	7,900	7,700	7,600	7,400	7,300	7,100	6,900	6,800	6,600		
Age Pension Veterans (Included Above)	227	219	204	201	194	190	196	201	189	187	197	196	217	220	200	200	200	200	200	200	200	200	200	200		
Service Pension Veterans	9,630	9,013	8,383	7,859	7,385	6,893	6,487	5,940	5,629	5,327	5,074	4,880	4,641	4,530	4,400	4,200	3,900	3,700	3,500	3,200	3,000	2,800	2,600	2,300		
Disability Compensation Payment Recipient & Service Pension Veteran Overlap*	5,658	5,369	5,083	4,868	4,629	4,380	4,224	3,920	3,782	3,631	3,522	3,428	3,303	3,233	3,200	3,000	2,800	2,700	2,500	2,300	2,200	2,000	1,800	1,700		
Treatment Cards, Allowances or Accepted Disabilities Only	2,420	2,308	2,345	2,387	5,866	5,963	6,103	6,243	6,693	8,300	12,450	14,201	16,197	16,897	17,500	18,800	20,000	21,100	22,100	23,000	23,900	24,800	25,500	26,300		
MRCA Veterans	n/a	n/a	n/a	n/a	1,669	1,861	2,091	2,246	2,515	3,086	3,609	4,162	4,629	4,939	5,200	5,700	6,200	6,700	7,200	7,700	8,200	8,700	9,200	9,800		
DRCA Veterans	n/a	n/a	n/a	n/a	5,680	5,740	5,800	5,781	5,792	5,963	6,196	6,378	6,623	6,691	6,700	6,900	7,000	7,100	7,200	7,300	7,400	7,500	7,500	7,600		
Total Veterans	17,805	16,977	16,244	15,672	18,551	17,991	17,602	17,203	17,223	18,460	22,400	23,981	25,745	26,325	26,800	27,900	28,800	29,600	30,400	31,200	31,900	32,500	33,000	33,500		
Dependants :																										
Service Pension Dependents	9,301	8,837	8,334	7,900	7,441	6,981	6,598	6,009	5,669	5,351	5,050	4,831	4,546	4,416	4,300	4,000	3,800	3,500	3,300	3,100	2,900	2,700	2,500	2,400		
War Widow(er)s	7,052	6,798	6,524	6,163	5,832	5,459	5,129	4,768	4,435	4,150	3,867	3,542	3,273	3,146	3,000	2,800	2,600	2,400	2,200	2,100	2,000	1,900	1,900	1,800		
Orphans	16	12	6	7	8	10	10	15	15	13	11	15	16	16	20	20	20	20	20	10	10	10	10	10		
Adequate Means of Support (AMS) **	32	29	28	27	25	25	24	24	23	21	21	21	20	19	20	20	20	20	20	20	20	20	20	20		
Age Pension Partners	199	195	191	176	165	162	162	166	154	153	154	155	158	158	200	100	100	100	100	100	100	100	100	100		
Commonwealth Seniors Health Cards (CSHC) Dependents	680	676	623	583	503	496	464	608	433	408	383	353	328	318	300	300	300	200	200	200	200	200	200	100		
Defence Force Income Support Supplement (DFISA) Dependents ***	609	613	589	552	536	521	510	487	477	485	488	478	0	0	0	0	0	0	0	0	0	0	0	0		
MRCA Dependents	n/a	n/a	n/a	n/a	21	20	25	23	30	37	43	43	37	36	40	40	40	50	50	50	60	60	60	60		
Other Dependents	36	36	50	60	283	272	274	269	284	288	443	445	449	452	400	500	500	500	500	500	500	500	500	500		
Total Overlap Between Dependent Categories	619	610	578	532	457	434	415	420	360	343	323	297	186	176	200	100	100	100	100	100	100	100	100	100		
Total Dependents	17,306	16,586	15,767	14,936	14,357	13,512	12,781	11,949	11,160	10,563	10,137	9,586	8,641	8,385	8,100	7,600	7,200	6,800	6,400	6,100	5,800	5,500	5,200	4,900		
Total Veterans and Total Dependents Overlap	340	319	286	264	165	149	133	113	98	93	113	118	111	105	110	110	110	110	120	120	130	140	140	150		
Nett Total Clients ****	34,771	33,244	31,725	30,344	32,743	31,354	30,250	29,039	28,288	28,938	32,424	33,449	34,275	34,605	34,900	35,400	35,800	36,300	36,700	37,100	37,500	37,800	38,100	38,300		

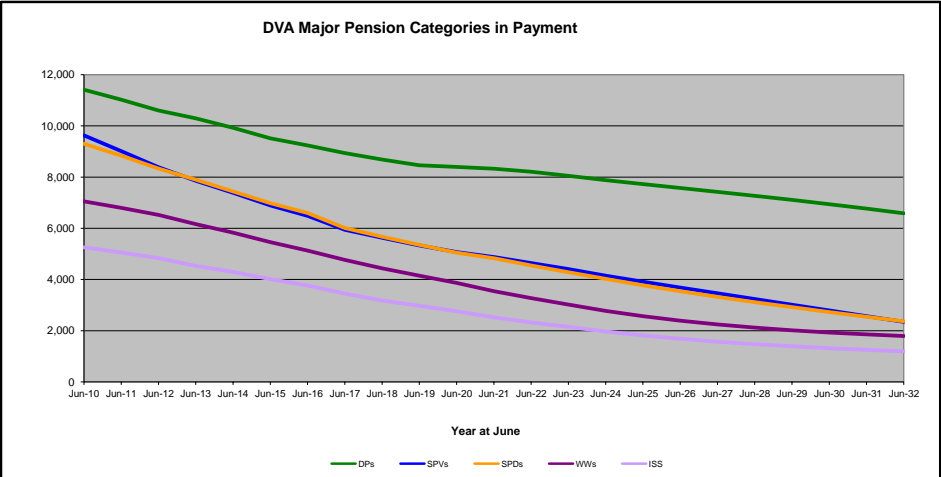
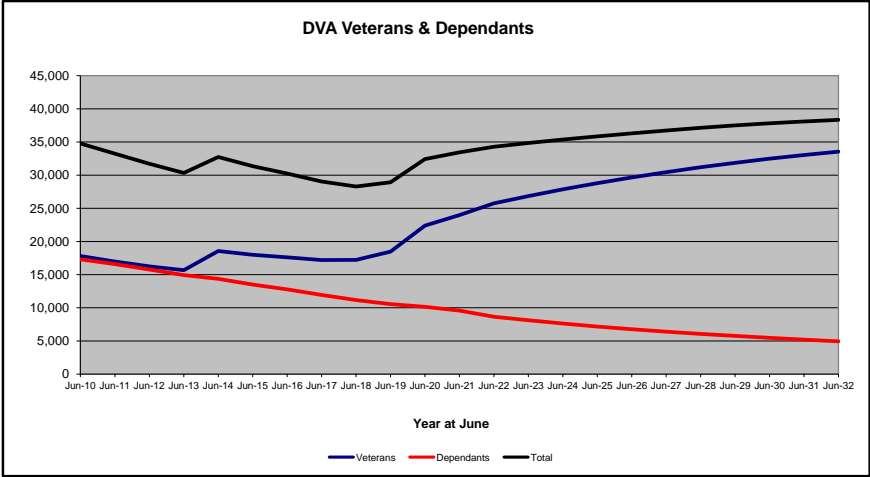
* Starting on 1 January 2022, the Disability Pension has been renamed to the Disability Compensation Payment. This was done to reflect the fact that the Disability Pension is not an income support pension but is instead a compensation payment.

** Adequate Means of Support Pensions (AMS) were granted prior to 6 June 1985. AMS is paid by DVA if the death of an ex-service man or woman is accepted to have been due to war service, and that person's death left a dependant or other near relative without adequate means of support.

*** DFISA was abolished on 1 January 2022, since the payment became redundant when DVA's Disability Compensation Payment and some other relevant DVA payments were exempted from means tests for social security income support.

**** From June 2014 this report contains a more complete count of total DVA clients. The previous count; Net Total Beneficiaries; included all persons receiving a VEA pension/allowance or holding a treatment or pharmaceutical entitlement card.

In contrast, the Nett Total Client count also includes any veteran with one or more service related disabilities accepted under the DRCA or the MRCA as well as dependent children of veterans currently receiving student payments under the VCES or MRCAETS



DVA PROJECTED BENEFICIARY NUMBERS WITH ACTUALS TO 31 DECEMBER 2022 - WESTERN AUSTRALIA

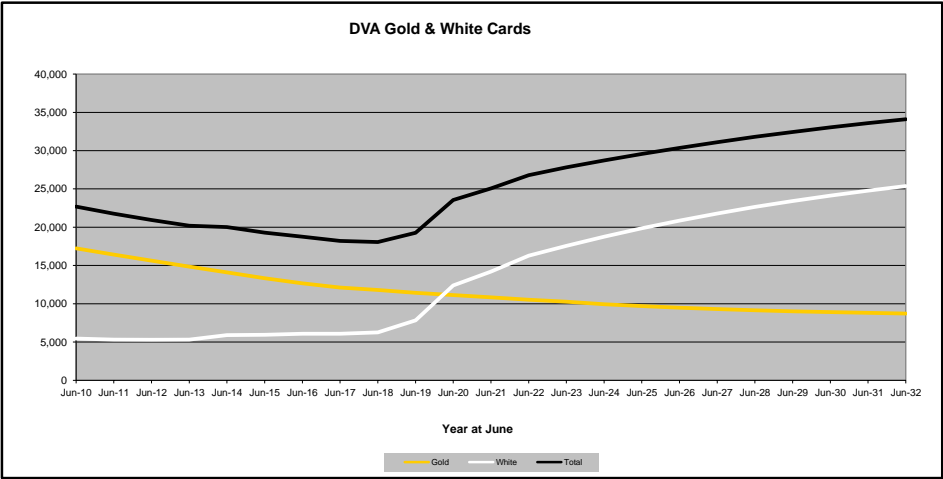
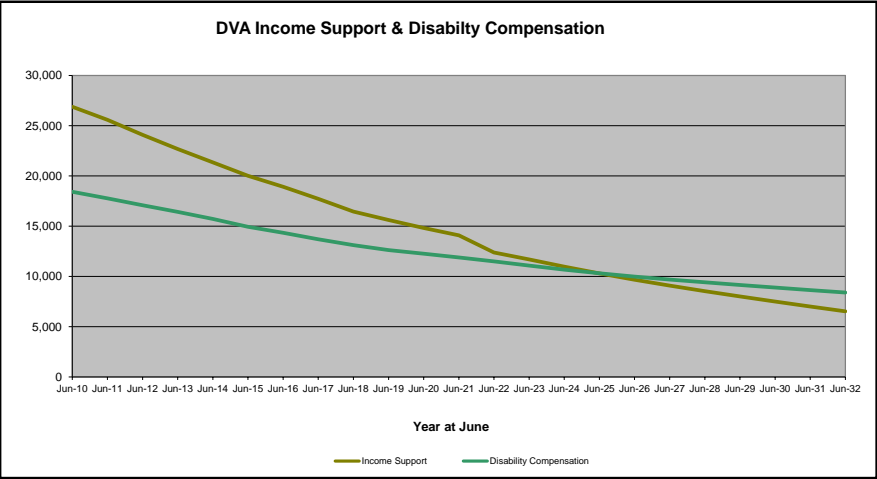
Executive Summary of DVA Beneficiaries in Receipt of Pension(s), Allowance(s) or Health Care

BENEFICIARY CATEGORY (Subsets of Net Total Beneficiaries on Previous Page)	ACTUAL DATA														FORECAST DATA											
	June 2010	June 2011	June 2012	June 2013	June 2014	June 2015	June 2016	June 2017	June 2018	June 2019	June 2020	June 2021	June 2022	Dec 2022	June 2023	June 2024	June 2025	June 2026	June 2027	June 2028	June 2029	June 2030	June 2031	June 2032		
Health Treatment Card Holders :																										
Gold Cards	17,238	16,428	15,639	14,861	14,099	13,341	12,669	12,114	11,810	11,435	11,145	10,851	10,524	10,430	10,300	9,900	9,700	9,500	9,300	9,200	9,000	8,900	8,800	8,700		
White Cards	5,458	5,330	5,302	5,331	5,921	5,945	6,088	6,096	6,256	7,843	12,401	14,208	16,283	16,917	17,600	18,800	19,900	20,900	21,800	22,600	23,400	24,100	24,800	25,400		
Total Health Treatment Cards	22,696	21,758	20,941	20,192	20,020	19,286	18,757	18,210	18,066	19,278	23,546	25,059	26,807	27,347	27,800	28,700	29,600	30,400	31,100	31,800	32,400	33,000	33,600	34,100		
Repatriation Pharmaceutical Benefits Cards (Orange Cards)	1,375	1,208	1,035	882	758	624	503	391	314	238	175	135	95	78	100	0	0	0	0	0	0	0	0	0		
Other Income Support Categories:																										
Income Support Supplement	5,257	5,052	4,835	4,529	4,297	4,014	3,765	3,449	3,178	2,975	2,760	2,519	2,320	2,243	2,100	2,000	1,800	1,700	1,600	1,500	1,400	1,300	1,300	1,200		
Age Pensioners	426	414	395	377	367	359	365	373	349	347	351	351	375	380	400	400	400	400	400	400	400	400	400	400		
Commonwealth Seniors Health Cards (CSHC)	1,072	1,049	972	910	762	700	658	939	615	588	568	525	505	499	500	400	400	400	400	300	300	300	300	300		
Defence Force Income Support Supplement (DFISA) (a)	1,502	1,518	1,458	1,380	1,340	1,304	1,300	1,268	1,244	1,268	1,263	1,237	0	0	0	0	0	0	0	0	0	0	0	0		
Total Income Support Beneficiaries (b)	26,886	25,591	24,096	22,685	21,348	20,014	18,926	17,731	16,456	15,617	14,820	14,094	12,387	12,068	11,700	11,000	10,300	9,700	9,100	8,500	8,000	7,500	7,000	6,500		
Total Disability Compensation Beneficiaries (c)	18,427	17,779	17,080	16,420	15,727	14,949	14,349	13,705	13,120	12,617	12,271	11,884	11,499	11,295	11,100	10,700	10,300	10,000	9,700	9,400	9,100	8,900	8,600	8,400		

(a) - DFISA was abolished on 1 January 2022, since the payment became redundant when DVA's Disability Compensation Payment and some other relevant DVA payments were exempted from means tests for social security income support.

(b) - Includes veteran service pensions, dependant service pensions, income support supplement, age pensions, commonwealth seniors health cards and DFISA recipients.

(c) - Includes disability, war widow, orphan and adequate means of support pensions.



Date of Most Recent Actual Data : 4 Jan 2023

DVA PROJECTED BENEFICIARY NUMBERS WITH ACTUALS TO 31 DECEMBER 2022 - TASMANIA

Executive Summary of DVA Beneficiaries in Receipt of Pension(s), Allowance(s) or Health Care

BENEFICIARY CATEGORY	ACTUAL DATA														FORECAST DATA											
	June 2010	June 2011	June 2012	June 2013	June 2014	June 2015	June 2016	June 2017	June 2018	June 2019	June 2020	June 2021	June 2022	Dec 2022	June 2023	June 2024	June 2025	June 2026	June 2027	June 2028	June 2029	June 2030	June 2031	June 2032		
Veterans :																										
Disability Compensation Payment Recipients*	3,851	3,664	3,477	3,306	3,144	3,005	2,905	2,783	2,695	2,623	2,599	2,540	2,468	2,439	2,400	2,300	2,300	2,200	2,200	2,100	2,100	2,000	2,000	1,900		
Age Pension Veterans (Included Above)	64	58	56	56	56	57	56	63	68	66	65	77	82	85	100	100	100	100	100	100	100	100	100	100		
Service Pension Veterans	3,440	3,179	2,916	2,666	2,444	2,226	2,045	1,830	1,708	1,590	1,494	1,379	1,303	1,261	1,200	1,100	1,100	1,000	900	900	800	800	700	600		
Disability Compensation Payment Recipient & Service Pension Veteran Overlap*	2,410	2,259	2,122	1,963	1,818	1,680	1,570	1,429	1,352	1,271	1,206	1,131	1,076	1,048	1,000	1,000	900	800	800	700	700	600	600	500		
Treatment Cards, Allowances or Accepted Disabilities Only	488	482	490	477	1,433	1,487	1,522	1,587	1,709	2,115	2,924	3,248	3,687	3,824	4,000	4,200	4,500	4,700	4,900	5,100	5,300	5,500	5,700	5,900		
MRCA Veterans	n/a	n/a	n/a	n/a	312	364	421	492	588	718	849	952	1,062	1,122	1,200	1,200	1,300	1,400	1,500	1,600	1,700	1,800	1,900	2,000		
DRCA Veterans	n/a	n/a	n/a	n/a	1,622	1,638	1,671	1,696	1,711	1,771	1,846	1,906	1,973	1,993	2,000	2,000	2,100	2,100	2,100	2,100	2,100	2,100	2,200	2,200		
Total Veterans	5,369	5,066	4,761	4,486	5,203	5,038	4,902	4,771	4,760	5,057	5,811	6,036	6,382	6,476	6,600	6,800	7,000	7,100	7,300	7,400	7,600	7,700	7,800	7,900		
Dependants :																										
Service Pension Dependants	2,987	2,829	2,629	2,419	2,247	2,043	1,912	1,729	1,613	1,506	1,414	1,317	1,229	1,180	1,100	1,100	1,000	900	900	800	700	700	700	600		
War Widow(er)s	3,206	3,034	2,838	2,648	2,462	2,314	2,107	1,913	1,725	1,540	1,412	1,290	1,174	1,105	1,100	1,000	900	800	700	700	700	600	600	600		
Orphans	3	1	1	0	3	3	2	6	5	5	7	3	5	5	0	0	0	0	0	0	0	0	0	0		
Adequate Means of Support (AMS) **	23	23	22	22	22	20	20	20	17	16	15	14	14	14	10	10	10	10	10	10	10	10	10	10		
Age Pension Partners	42	42	43	41	40	42	41	33	37	34	31	35	34	34	30	30	30	30	30	30	20	20	20	20		
Commonwealth Seniors Health Cards (CSHC) Dependants	92	83	80	72	57	54	49	93	57	55	46	44	40	36	30	30	30	20	20	20	20	20	20	10		
Defence Force Income Support Supplement (DFISA) Dependants ***	166	174	176	174	168	166	167	164	166	179	168	169	0	0	0	0	0	0	0	0	0	0	0	0		
MRCA Dependants	n/a	n/a	n/a	n/a	0	1	3	3	3	6	4	4	4	7	10	10	10	10	10	20	20	20	20	20		
Other Dependants	11	11	11	13	96	88	85	84	95	74	117	122	111	102	100	110	110	120	110	110	110	110	110	100		
Total Overlap Between Dependant Categories	92	87	83	76	69	66	62	69	61	57	47	47	20	19	20	20	10	10	10	10	10	10	10	10		
Total Dependants	6,438	6,110	5,717	5,313	5,026	4,665	4,324	3,976	3,657	3,358	3,167	2,951	2,591	2,464	2,400	2,200	2,000	1,900	1,800	1,700	1,600	1,500	1,400	1,300		
Total Veterans and Total Dependants Overlap	151	143	127	109	87	70	56	41	33	30	39	44	38	34	30	30	30	30	30	30	30	30	30	30		
Nett Total Clients ****	11,656	11,033	10,351	9,690	10,142	9,633	9,170	8,706	8,384	8,387	8,939	8,943	8,935	8,906	8,900	8,900	9,000	9,000	9,000	9,100	9,100	9,100	9,200	9,200		

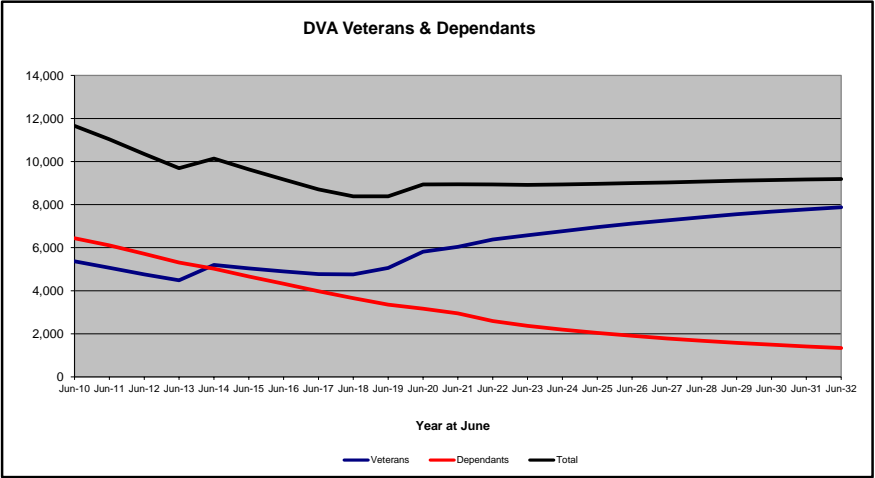
* Starting on 1 January 2022, the Disability Pension has been renamed to the Disability Compensation Payment. This was done to reflect the fact that the Disability Pension is not an income support pension but is instead a compensation payment.

** Adequate Means of Support Pensions (AMS) were granted prior to 6 June 1985. AMS is paid by DVA if the death of an ex-service man or woman is accepted to have been due to war service, and that person's death left a dependant or other near relative without adequate means of support.

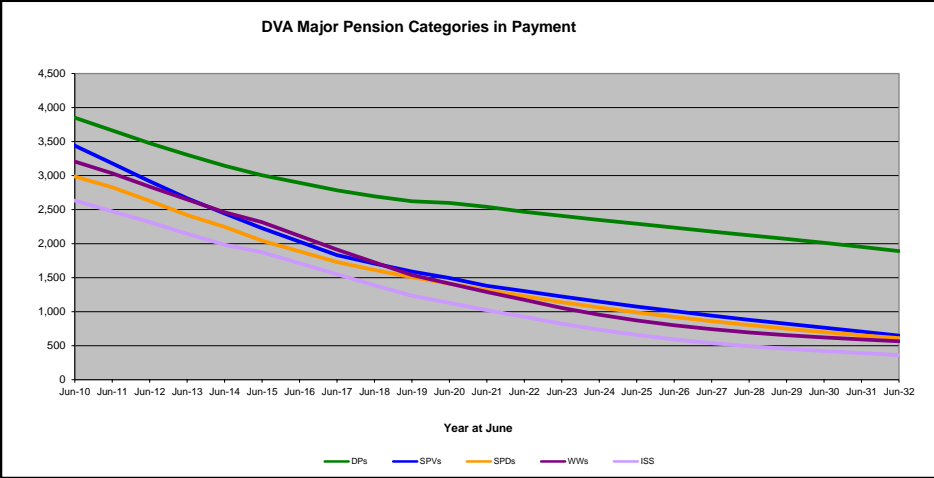
*** DFISA was abolished on 1 January 2022, since the payment became redundant when DVA's Disability Compensation Payment and some other relevant DVA payments were exempted from means tests for social security income support.

**** From June 2014 this report contains a more complete count of total DVA clients. The previous count; Net Total Beneficiaries; included all persons receiving a VEA pension/allowance or holding a treatment or pharmaceutical entitlement card.

In contrast, the Nett Total Client count also includes any veteran with one or more service related disabilities accepted under the DRCA or the MRCA as well as dependent children of veterans currently receiving student payments under the VCES or MRCAETS



Date of Most Recent Actual Data : 4 Jan 2023



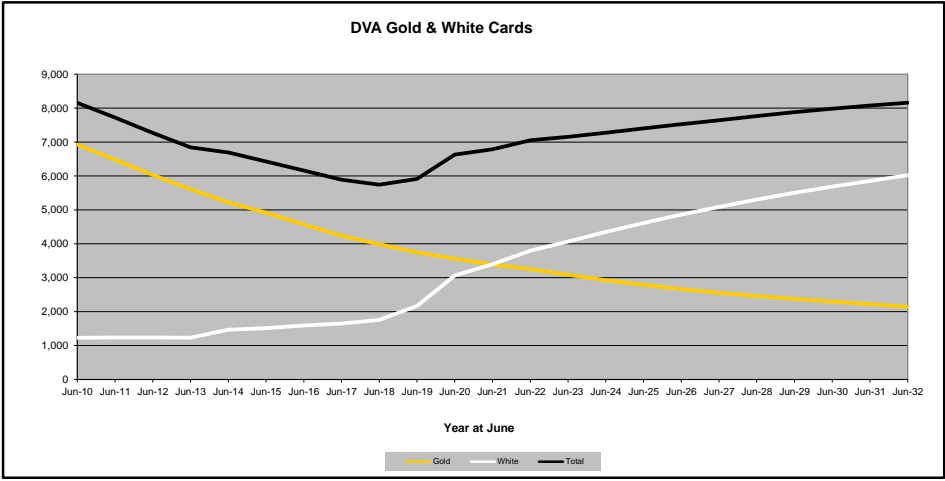
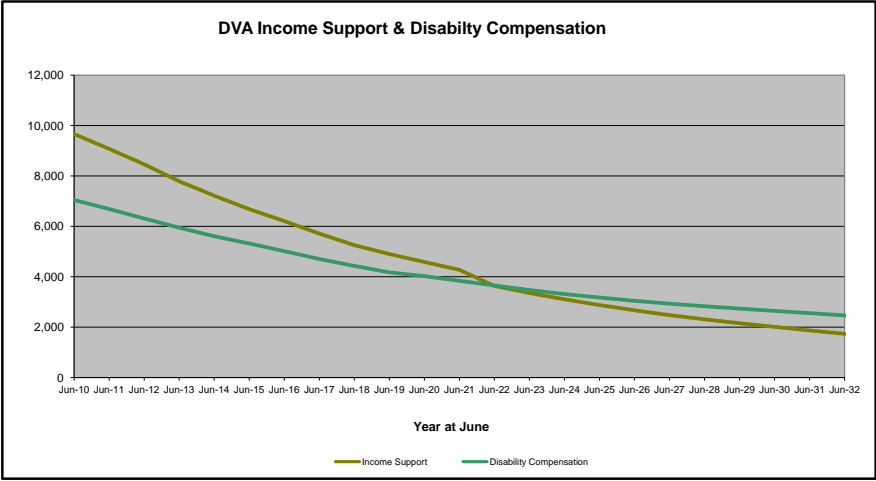
Continued next page

DVA PROJECTED BENEFICIARY NUMBERS WITH ACTUALS TO 31 DECEMBER 2022 - TASMANIA

Executive Summary of DVA Beneficiaries in Receipt of Pension(s), Allowance(s) or Health Care

BENEFICIARY CATEGORY (Subsets of Net Total Beneficiaries on Previous Page)	ACTUAL DATA														FORECAST DATA											
	June 2010	June 2011	June 2012	June 2013	June 2014	June 2015	June 2016	June 2017	June 2018	June 2019	June 2020	June 2021	June 2022	Dec 2022	June 2023	June 2024	June 2025	June 2026	June 2027	June 2028	June 2029	June 2030	June 2031	June 2032		
Health Treatment Card Holders :																										
Gold Cards	6,925	6,483	6,030	5,610	5,224	4,916	4,571	4,240	3,988	3,746	3,563	3,389	3,308	3,256	3,100	2,900	2,800	2,700	2,600	2,500	2,400	2,300	2,200	2,100		
White Cards	1,230	1,237	1,238	1,232	1,469	1,510	1,591	1,651	1,755	2,167	3,066	3,395	3,592	3,796	4,100	4,300	4,600	4,900	5,100	5,300	5,500	5,700	5,900	6,000		
Total Health Treatment Cards	8,155	7,720	7,268	6,842	6,693	6,426	6,162	5,891	5,743	5,913	6,629	6,784	6,900	7,052	7,200	7,300	7,400	7,500	7,600	7,800	7,900	8,000	8,100	8,200		
Repatriation Pharmaceutical Benefits Cards (Orange Cards)	293	255	216	184	153	128	100	76	56	40	28	23	18	17	0	0	0	0	0	0	0	0	0	0		
Other Income Support Categories:																										
Income Support Supplement	2,633	2,474	2,318	2,144	1,983	1,873	1,723	1,550	1,389	1,233	1,129	1,022	968	924	800	700	700	600	500	500	500	400	400	400		
Age Pensioners	106	100	99	97	96	100	97	96	105	100	96	112	110	116	120	110	110	110	100	100	100	90	90	90		
Commonwealth Seniors Health Cards (CSHC)	162	142	133	112	90	80	73	146	78	77	67	64	57	63	50	50	50	40	40	40	40	30	30	30		
Defence Force Income Support Supplement (DFISA) (a)	423	434	442	427	435	435	435	442	449	476	463	471	475	0	0	0	0	0	0	0	0	0	0	0		
Total Income Support Beneficiaries (b)	9,661	9,077	8,459	7,790	7,218	6,681	6,211	5,716	5,257	4,900	4,585	4,275	4,124	3,635	3,400	3,100	2,900	2,700	2,500	2,300	2,200	2,000	1,900	1,700		
Total Disability Compensation Beneficiaries (c)	7,046	6,686	6,310	5,948	5,604	5,319	5,015	4,708	4,432	4,176	4,026	3,838	3,714	3,652	3,500	3,300	3,200	3,000	2,900	2,800	2,700	2,600	2,600	2,500		

- (a) - DFISA was abolished on 1 January 2022, since the payment became redundant when DVA's Disability Compensation Payment and some other relevant DVA payments were exempted from means tests for social security income support.
- (b) - Includes veteran service pensions, dependant service pensions, income support supplement, age pensions, commonwealth seniors health cards and DFISA recipients.
- (c) - Includes disability, war widow, orphan and adequate means of support pensions.



Date of Most Recent Actual Data : 4 Jan 2023

DVA PROJECTED BENEFICIARY NUMBERS WITH ACTUALS TO 31 DECEMBER 2022 - NORTHERN TERRITORY

Executive Summary of DVA Beneficiaries in Receipt of Pension(s), Allowance(s) or Health Care

BENEFICIARY CATEGORY	ACTUAL DATA														FORECAST DATA											
	June 2010	June 2011	June 2012	June 2013	June 2014	June 2015	June 2016	June 2017	June 2018	June 2019	June 2020	June 2021	June 2022	Dec 2022	June 2023	June 2024	June 2025	June 2026	June 2027	June 2028	June 2029	June 2030	June 2031	June 2032		
Veterans :																										
Disability Compensation Payment Recipients*	808	793	766	733	699	672	674	654	652	631	650	657	638	636	640	640	640	640	640	630	630	620	610	600		
Age Pension Veterans (Included Above)	2	3	3	3	3	4	4	7	6	9	8	8	8	9	10	10	10	10	10	10	10	10	10	10		
Service Pension Veterans	312	301	301	283	262	242	239	212	215	207	185	175	165	161	160	150	140	130	130	120	110	100	90	90		
Disability Compensation Payment Recipient & Service Pension Veteran Overlap*	198	186	188	181	165	156	152	133	137	135	120	119	108	105	100	100	90	90	80	80	70	60	60	50		
Treatment Cards, Allowances or Accepted Disabilities Only	123	156	194	228	1,452	1,524	1,627	1,755	1,999	2,885	4,452	5,079	5,363	5,477	5,640	5,920	6,190	6,440	6,680	6,900	7,120	7,330	7,530	7,720		
MRCA Veterans	n/a	n/a	n/a	n/a	716	798	932	1,038	1,149	1,478	1,751	2,011	2,038	2,109	2,200	2,370	2,530	2,700	2,880	3,050	3,220	3,390	3,560	3,720		
DRCA Veterans	n/a	n/a	n/a	n/a	1,192	1,182	1,183	1,174	1,151	1,117	1,093	1,079	1,078	1,076	1,080	1,090	1,100	1,110	1,110	1,120	1,130	1,130	1,130	1,130		
Total Veterans	1,045	1,064	1,073	1,063	2,248	2,282	2,388	2,488	2,729	3,588	5,167	5,792	6,058	6,169	6,330	6,610	6,870	7,120	7,350	7,570	7,790	7,990	8,180	8,360		
Dependants :																										
Service Pension Dependants	202	192	196	185	170	156	152	141	141	141	122	117	109	108	110	100	100	100	100	100	90	90	90	90		
War Widow(er)s	157	148	141	131	130	128	127	128	121	120	120	114	116	114	110	110	110	110	110	110	110	110	110	100		
Orphans	0	0	0	0	0	0	0	3	3	2	2	2	2	2	0	0	0	0	0	0	0	0	0	0		
Adequate Means of Support (AMS) **	1	1	1	1	1	1	1	1	1	1	0	0	0	0	0	0	0	0	0	0	0	0	0	0		
Age Pension Partners	3	5	5	4	3	4	4	4	5	5	5	4	5	6	10	10	10	10	10	0	0	0	0	0		
Commonwealth Seniors Health Cards (CSHC) Dependants	17	15	13	14	14	13	13	18	9	8	8	7	8	7	10	10	10	10	10	10	10	10	10	0		
Defence Force Income Support Supplement (DFISA) Dependants ***	12	13	17	18	16	21	26	23	24	21	22	22	0	0	0	0	0	0	0	0	0	0	0	0		
MRCA Dependants	n/a	n/a	n/a	n/a	2	1	1	0	0	0	0	1	2	3	0	0	0	0	10	10	10	10	10	10		
Other Dependants	1	2	2	2	19	13	11	12	6	14	26	31	32	35	40	30	40	40	40	40	40	40	40	40		
Total Overlap Between Dependant Categories	15	14	13	12	12	12	11	10	10	9	8	6	5	4	0	0	0	0	0	0	0	0	0	0		
Total Dependants	378	362	362	343	343	325	324	320	300	303	297	292	269	271	270	260	260	260	260	260	250	250	250	250		
Total Veterans and Total Dependants Overlap	5	5	4	4	4	4	4	4	2	2	3	4	4	3	0	0	0	0	10	10	10	10	10	10		
Nett Total Clients ****	1,418	1,421	1,431	1,402	2,587	2,603	2,708	2,804	3,027	3,889	5,461	6,080	6,323	6,437	6,590	6,870	7,130	7,380	7,610	7,830	8,030	8,230	8,420	8,600		

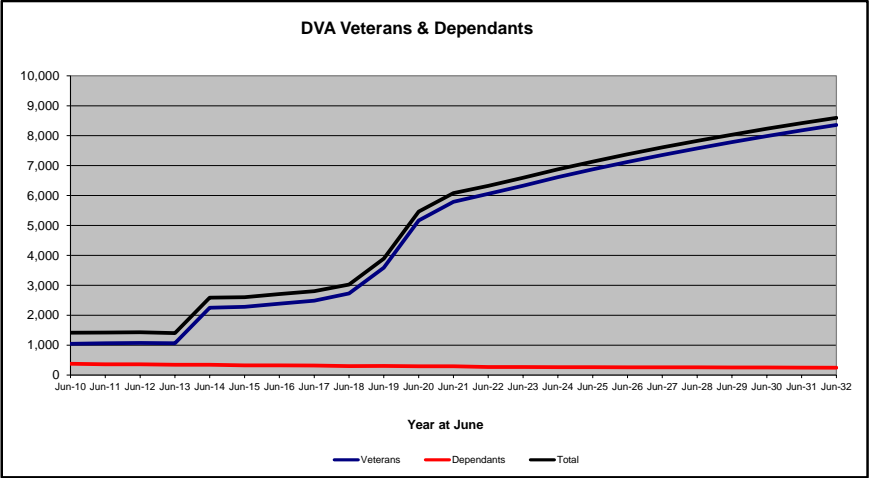
* Starting on 1 January 2022, the Disability Pension has been renamed to the Disability Compensation Payment. This was done to reflect the fact that the Disability Pension is not an income support pension but is instead a compensation payment.

** Adequate Means of Support Pensions (AMS) were granted prior to 6 June 1985. AMS is paid by DVA if the death of an ex-service man or woman is accepted to have been due to war service, and that person's death left a dependant or other near relative without adequate means of support.

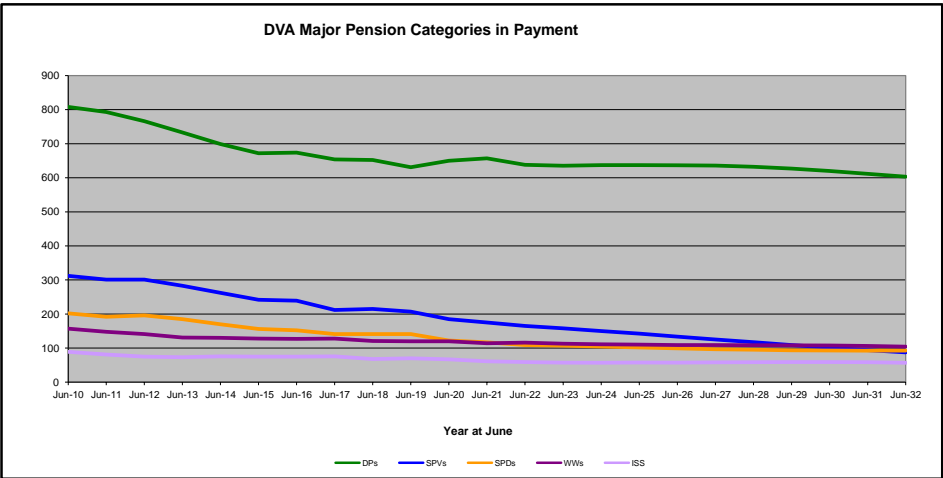
*** DFISA was abolished on 1 January 2022, since the payment became redundant when DVA's Disability Compensation Payment and some other relevant DVA payments were exempted from means tests for social security income support.

**** From June 2014 this report contains a more complete count of total DVA clients. The previous count; Net Total Beneficiaries; included all persons receiving a VEA pension/allowance or holding a treatment or pharmaceutical entitlement card.

In contrast, the Nett Total Client count also includes any veteran with one or more service related disabilities accepted under the DRCA or the MRCA as well as dependent children of veterans currently receiving student payments under the VCES or MRCAETS



Date of Most Recent Actual Data : 4 Jan 2023



Continued next page

DVA PROJECTED BENEFICIARY NUMBERS WITH ACTUALS TO 31 DECEMBER 2022 - NORTHERN TERRITORY

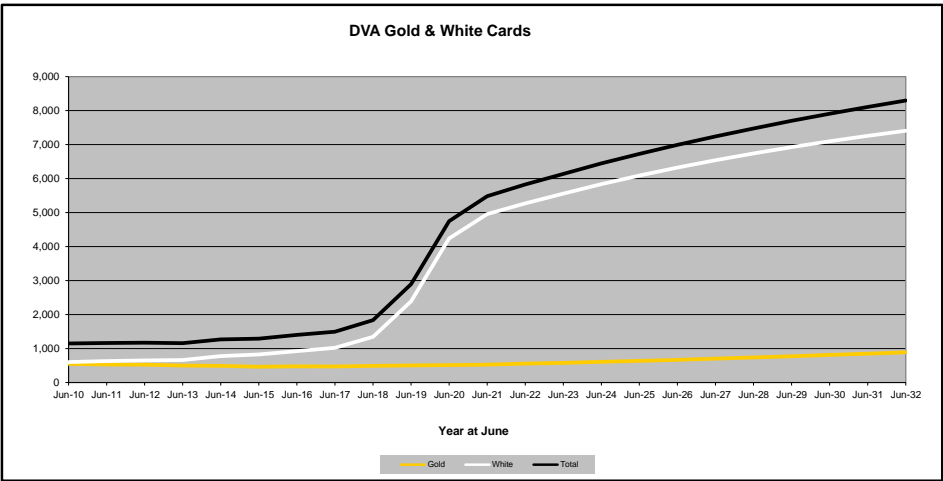
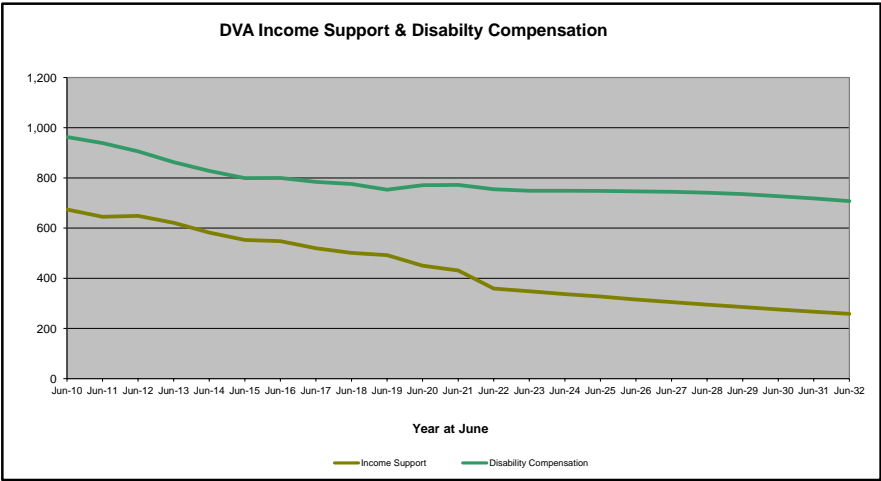
Executive Summary of DVA Beneficiaries in Receipt of Pension(s), Allowance(s) or Health Care

BENEFICIARY CATEGORY (Subsets of Net Total Beneficiaries on Previous Page)	ACTUAL DATA														FORECAST DATA											
	June 2010	June 2011	June 2012	June 2013	June 2014	June 2015	June 2016	June 2017	June 2018	June 2019	June 2020	June 2021	June 2022	Dec 2022	June 2023	June 2024	June 2025	June 2026	June 2027	June 2028	June 2029	June 2030	June 2031	June 2032		
Health Treatment Card Holders :																										
Gold Cards	548	532	525	498	490	465	476	474	491	502	511	524	556	566	580	610	640	670	700	740	770	810	850	890		
White Cards	602	632	648	661	777	826	925	1,023	1,346	2,390	4,239	4,957	5,271	5,398	5,560	5,840	6,090	6,320	6,540	6,740	6,930	7,100	7,260	7,410		
Total Health Treatment Cards	1,150	1,164	1,173	1,159	1,267	1,291	1,401	1,497	1,837	2,892	4,750	5,481	5,827	5,964	6,140	6,450	6,730	6,990	7,240	7,480	7,700	7,910	8,110	8,300		
Repatriation Pharmaceutical Benefits Cards (Orange Cards)	20	18	18	14	10	7	7	4	4	2	1	1	1	1	0	0	0	0	0	0	0	0	0	0		
Other Income Support Categories:																										
Income Support Supplement	89	81	75	73	76	75	75	76	68	70	67	61	59	58	60	60	60	60	60	60	60	60	60	60		
Age Pensioners	5	8	8	7	6	8	8	11	11	14	13	12	13	15	20	20	20	20	20	20	20	20	20	20		
Commonwealth Seniors Health Cards (CSHC)	29	26	23	26	25	23	22	33	16	13	13	12	13	11	10	10	10	10	10	10	10	10	10	10		
Defence Force Income Support Supplement (DFISA) (a)	40	41	50	51	47	55	58	54	60	60	60	63	0	0	0	0	0	0	0	0	0	0	0	0		
Total Income Support Beneficiaries (b)	674	645	650	621	582	553	548	520	501	492	450	431	359	353	350	340	330	320	310	300	290	280	270	260		
Total Disability Compensation Beneficiaries (c)	963	939	910	863	828	799	800	784	776	753	771	772	755	751	750	750	750	750	740	740	740	730	720	710		

(a) - DFISA was abolished on 1 January 2022, since the payment became redundant when DVA's Disability Compensation Payment and some other relevant DVA payments were exempted from means tests for social security income support.

(b) - Includes veteran service pensions, dependant service pensions, income support supplement, age pensions, commonwealth seniors health cards and DFISA recipients.

(c) - Includes disability, war widow, orphan and adequate means of support pensions.



Date of Most Recent Actual Data : 4 Jan 2023

DVA PROJECTED BENEFICIARY NUMBERS WITH ACTUALS TO 31 DECEMBER 2022 - AUSTRALIAN CAPITAL TERRITORY

Executive Summary of DVA Beneficiaries in Receipt of Pension(s), Allowance(s) or Health Care

BENEFICIARY CATEGORY	ACTUAL DATA														FORECAST DATA											
	June 2010	June 2011	June 2012	June 2013	June 2014	June 2015	June 2016	June 2017	June 2018	June 2019	June 2020	June 2021	June 2022	Dec 2022	June 2023	June 2024	June 2025	June 2026	June 2027	June 2028	June 2029	June 2030	June 2031	June 2032		
Veterans :																										
Disability Compensation Payment Recipients*	3,204	3,072	2,984	2,932	2,879	2,827	2,758	2,663	2,606	2,579	2,553	2,493	2,406	2,371	2,300	2,300	2,200	2,200	2,100	2,100	2,000	2,000	1,900	1,900		
Age Pension Veterans (Included Above)	22	22	24	25	26	25	28	23	22	23	23	23	28	30	30	30	30	30	20	20	20	20	20	20		
Service Pension Veterans	1,057	974	905	860	829	788	754	692	660	626	581	544	522	498	500	500	400	400	400	300	300	300	300	300		
Disability Compensation Payment Recipient & Service Pension Veteran Overlap*	707	656	617	580	565	547	533	489	470	448	410	383	362	350	340	320	300	280	260	240	230	210	200	190		
Treatment Cards, Allowances or Accepted Disabilities Only	803	821	836	867	2,364	2,461	2,589	2,769	3,060	4,558	7,748	8,873	10,139	10,531	10,940	11,700	12,380	13,000	13,560	14,070	14,540	14,950	15,330	15,670		
MRCA Veterans	n/a	n/a	n/a	n/a	714	824	953	1,126	1,319	1,658	2,044	2,353	2,646	2,858	3,010	3,300	3,600	3,900	4,200	4,490	4,780	5,070	5,340	5,610		
DRCA Veterans	n/a	n/a	n/a	n/a	2,492	2,533	2,539	2,550	2,556	2,642	2,742	2,760	2,784	2,803	2,810	2,830	2,840	2,850	2,870	2,870	2,870	2,870	2,870	2,870		
Total Veterans	4,357	4,211	4,108	4,079	5,507	5,529	5,568	5,635	5,856	7,315	10,472	11,527	12,705	13,050	13,400	14,100	14,700	15,300	15,800	16,200	16,700	17,000	17,300	17,600		
Dependants :																										
Service Pension Dependants	981	934	873	846	812	784	754	683	652	616	562	527	493	471	460	430	400	370	350	330	300	280	260	240		
War Widow(er)s	1,314	1,265	1,233	1,203	1,158	1,089	1,044	994	936	868	821	769	731	721	700	600	600	600	500	500	500	500	400	400		
Orphans	6	8	8	7	7	3	4	3	4	7	8	8	8	8	10	10	10	10	10	10	0	0	0	0		
Adequate Means of Support (AMS) **	6	6	6	6	6	6	5	4	4	3	2	2	2	1	0	0	0	0	0	0	0	0	0	0		
Age Pension Partners	14	13	14	15	17	18	19	20	21	20	19	20	23	25	0	0	0	0	0	0	0	0	0	0		
Commonwealth Seniors Health Cards (CSHC) Dependants	116	126	122	124	104	97	87	105	85	84	76	75	76	77	100	100	100	100	100	100	100	100	100	100		
Defence Force Income Support Supplement (DFISA) Dependants ***	113	117	116	121	115	135	127	119	117	123	119	125	0	0	0	0	0	0	0	0	0	0	0	0		
MRCA Dependants	n/a	n/a	n/a	n/a	8	9	10	14	18	18	25	21	20	24	26	30	34	38	41	44	47	49	52	55		
Other Dependants	11	20	21	15	59	60	53	49	57	67	86	106	114	112	100	100	100	100	100	100	100	200	200	200		
Total Overlap Between Dependant Categories	68	70	72	72	59	53	54	48	47	47	43	41	29	28	30	20	20	20	20	20	20	10	10	10		
Total Dependants	2,493	2,419	2,321	2,265	2,227	2,148	2,049	1,943	1,847	1,759	1,675	1,612	1,438	1,411	1,400	1,300	1,200	1,200	1,100	1,100	1,100	1,000	1,000	1,000		
Total Veterans and Total Dependants Overlap	60	51	48	47	23	19	15	16	16	19	31	25	26	23	20	20	30	30	30	30	30	30	30	30		
Nett Total Clients ****	6,790	6,579	6,381	6,297	7,711	7,658	7,602	7,562	7,687	9,055	12,116	13,114	14,117	14,438	14,800	15,400	15,900	16,400	16,900	17,300	17,700	18,000	18,300	18,600		

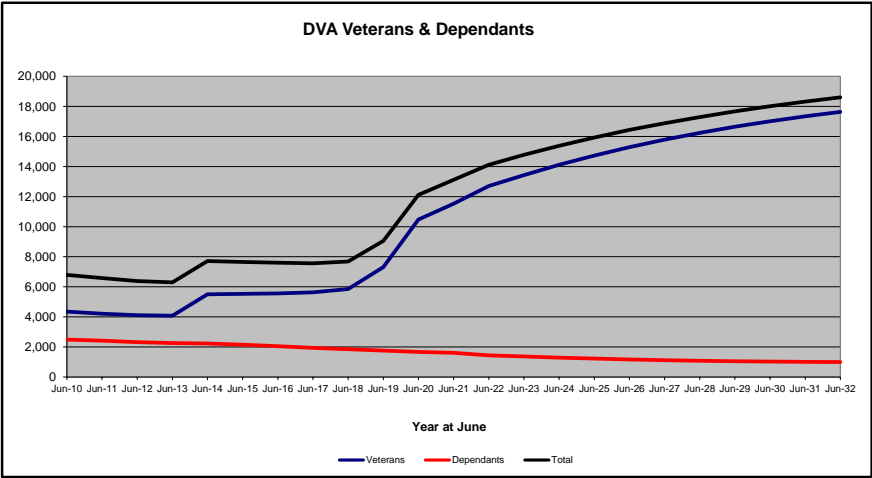
* Starting on 1 January 2022, the Disability Pension has been renamed to the Disability Compensation Payment. This was done to reflect the fact that the Disability Pension is not an income support pension but is instead a compensation payment.

** Adequate Means of Support Pensions (AMS) were granted prior to 6 June 1985. AMS is paid by DVA if the death of an ex-service man or woman is accepted to have been due to war service, and that person's death left a dependant or other near relative without adequate means of support.

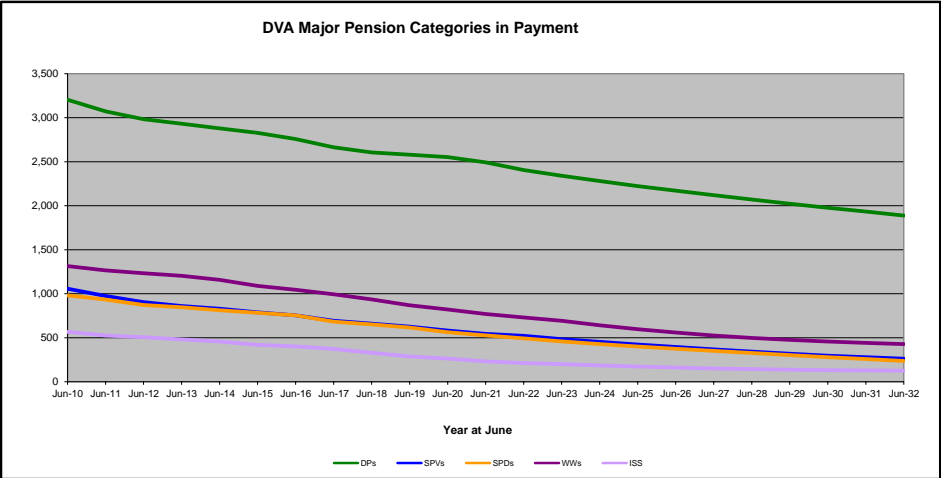
*** DFISA was abolished on 1 January 2022, since the payment became redundant when DVA's Disability Compensation Payment and some other relevant DVA payments were exempted from means tests for social security income support.

**** From June 2014 this report contains a more complete count of total DVA clients. The previous count; Net Total Beneficiaries; included all persons receiving a VEA pension/allowance or holding a treatment or pharmaceutical entitlement card.

In contrast, the Nett Total Client count also includes any veteran with one or more service related disabilities accepted under the DRCA or the MRCA as well as dependent children of veterans currently receiving student payments under the VCES or MRCAETS



Date of Most Recent Actual Data : 4 Jan 2023



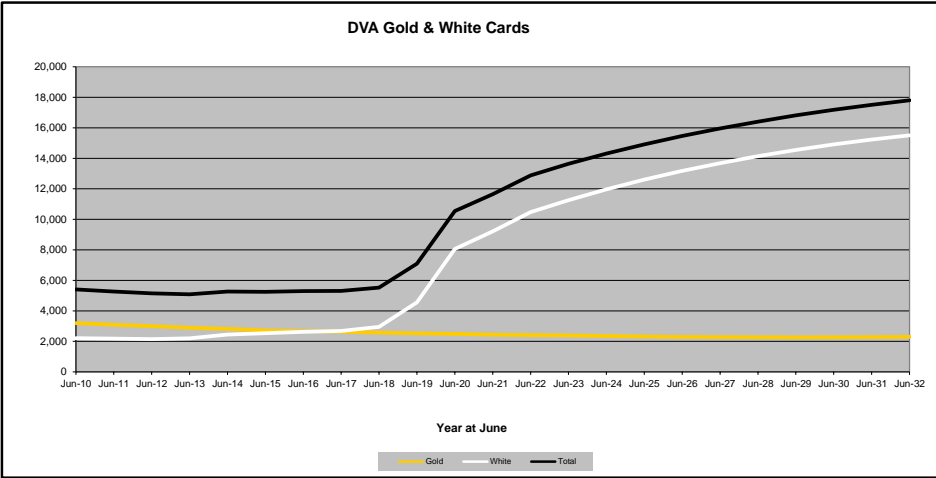
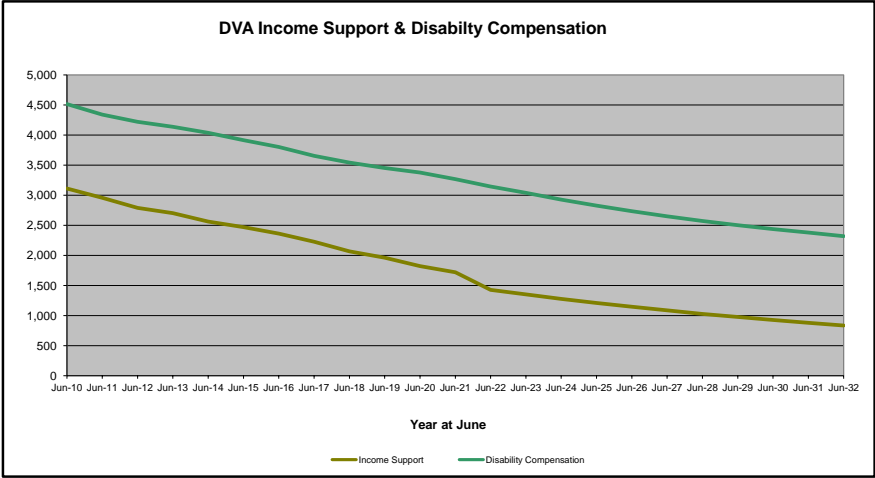
Continued next page

DVA PROJECTED BENEFICIARY NUMBERS WITH ACTUALS TO 31 DECEMBER 2022 - AUSTRALIAN CAPITAL TERRITORY

Executive Summary of DVA Beneficiaries in Receipt of Pension(s), Allowance(s) or Health Care

BENEFICIARY CATEGORY (Subsets of Net Total Beneficiaries on Previous Page)	ACTUAL DATA														FORECAST DATA											
	June 2010	June 2011	June 2012	June 2013	June 2014	June 2015	June 2016	June 2017	June 2018	June 2019	June 2020	June 2021	June 2022	Dec 2022	June 2023	June 2024	June 2025	June 2026	June 2027	June 2028	June 2029	June 2030	June 2031	June 2032		
Health Treatment Card Holders :																										
Gold Cards	3,195	3,085	2,996	2,889	2,819	2,721	2,673	2,623	2,574	2,529	2,485	2,439	2,411	2,412	2,400	2,300	2,300	2,300	2,300	2,300	2,300	2,300	2,300	2,300		
White Cards	2,209	2,180	2,149	2,197	2,449	2,532	2,621	2,683	2,948	4,561	8,057	9,212	10,475	10,849	11,200	12,000	12,600	13,200	13,700	14,100	14,600	14,900	15,200	15,500		
Total Health Treatment Cards	5,404	5,265	5,145	5,086	5,268	5,253	5,294	5,306	5,522	7,090	10,542	11,651	12,886	13,261	13,600	14,300	14,900	15,500	16,000	16,400	16,800	17,200	17,500	17,800		
Repatriation Pharmaceutical Benefits Cards (Orange Cards)	148	120	106	94	78	64	50	34	27	20	17	13	11	8	0	0	0	0	0	0	0	0	0	0		
Other Income Support Categories:																										
Income Support Supplement	568	525	507	481	456	419	402	373	328	288	264	231	212	209	200	190	170	160	150	140	140	130	130	130		
Age Pensioners	36	35	38	40	43	43	47	43	43	43	42	43	51	55	50	50	50	50	40	40	40	40	40	40		
Commonwealth Seniors Health Cards (CSHC)	247	266	247	246	201	184	166	210	160	160	147	144	148	157	200	200	200	200	200	200	200	200	200	200		
Defence Force Income Support Supplement (DFISA) (a)	254	255	255	266	258	287	282	258	255	264	260	266	0	0	0	0	0	0	0	0	0	0	0	0		
Total Income Support Beneficiaries (b)	3,112	2,958	2,791	2,703	2,563	2,471	2,363	2,227	2,066	1,962	1,822	1,720	1,426	1,390	1,400	1,300	1,200	1,100	1,100	1,000	1,000	900	900	800		
Total Disability Compensation Beneficiaries (c)	4,515	4,340	4,221	4,137	4,039	3,916	3,803	3,656	3,543	3,452	3,378	3,268	3,145	3,100	3,000	2,900	2,800	2,700	2,700	2,600	2,500	2,400	2,400	2,300		

- (a) - DFISA was abolished on 1 January 2022, since the payment became redundant when DVA's Disability Compensation Payment and some other relevant DVA payments were exempted from means tests for social security income support.
- (b) - Includes veteran service pensions, dependant service pensions, income support supplement, age pensions, commonwealth seniors health cards and DFISA recipients.
- (c) - Includes disability, war widow, orphan and adequate means of support pensions.



Date of Most Recent Actual Data : 4 Jan 2023

DVA PROJECTED BENEFICIARY NUMBERS WITH ACTUALS TO 31 DECEMBER 2022 - OVERSEAS

Executive Summary of DVA Beneficiaries in Receipt of Pension(s), Allowance(s) or Health Care

BENEFICIARY CATEGORY	ACTUAL DATA														FORECAST DATA											
	June 2010	June 2011	June 2012	June 2013	June 2014	June 2015	June 2016	June 2017	June 2018	June 2019	June 2020	June 2021	June 2022	Dec 2022	June 2023	June 2024	June 2025	June 2026	June 2027	June 2028	June 2029	June 2030	June 2031	June 2032		
Veterans :																										
Disability Compensation Payment Recipients*	794	794	761	740	753	763	761	766	782	786	733	703	681	682	680	680	680	670	660	650	640	620	610	590		
Age Pension Veterans (Included Above)	2	3	4	5	4	3	5	8	8	11	10	8	13	15	10	10	10	10	10	10	10	10	10	10		
Service Pension Veterans	517	512	487	437	427	395	377	360	346	340	298	270	234	240	240	230	220	220	210	200	190	180	170	150		
Disability Compensation Payment Recipient & Service Pension Veteran Overlap*	185	204	196	192	188	181	177	178	186	189	163	148	133	137	140	140	140	130	130	120	120	110	100	90		
Treatment Cards, Allowances or Accepted Disabilities Only	23	49	82	81	291	335	375	426	458	537	733	846	1,006	1,038	1,100	1,230	1,350	1,460	1,580	1,690	1,790	1,900	2,000	2,110		
MRCA Veterans	n/a	n/a	n/a	n/a	93	134	167	208	243	289	333	373	431	470	500	550	600	660	720	780	850	910	980	1,050		
DRCA Veterans	n/a	n/a	n/a	n/a	403	437	450	475	504	518	518	533	535	550	560	570	580	590	600	610	610	620	620	620		
Total Veterans	1,149	1,151	1,134	1,066	1,285	1,312	1,336	1,374	1,400	1,474	1,601	1,671	1,788	1,823	1,880	2,000	2,110	2,220	2,320	2,410	2,500	2,590	2,670	2,760		
Dependants :																										
Service Pension Dependants	466	464	445	429	409	387	366	331	319	296	266	253	236	237	230	210	200	190	170	160	150	140	140	130		
War Widow(er)s	299	298	296	297	300	290	288	285	294	290	290	289	295	296	290	280	270	270	260	250	250	240	240	230		
Orphans	9	10	10	9	11	10	9	11	11	8	5	6	7	10	10	10	10	10	10	0	0	0	0	0		
Adequate Means of Support (AMS) **	1	1	1	1	1	1	1	1	1	1	1	1	1	1	0	0	0	0	0	0	0	0	0	0		
Age Pension Partners	1	1	1	1	1	1	3	3	1	1	1	1	1	1	0	0	0	0	0	0	0	0	0	0		
Commonwealth Seniors Health Cards (CSHC) Dependants	1	1	1	1	1	1	1	1	1	1	0	0	1	1	0	0	0	0	0	0	0	0	0	0		
Defence Force Income Support Supplement (DFISA) Dependants ***	6	7	7	4	3	3	4	6	7	7	3	5	0	0	0	0	0	0	0	0	0	0	0	0		
MRCA Dependants	n/a	n/a	n/a	n/a	2	2	2	1	1	2	1	1	6	6	10	10	10	10	10	10	10	10	0	0		
Other Dependants	2	1	7	6	12	16	16	13	15	23	29	22	30	32	30	40	40	40	50	40	40	40	40	40		
Total Overlap Between Dependant Categories	2	2	2	2	2	2	4	4	2	2	1	1	0	0	0	0	0	0	0	0	0	0	0	0		
Total Dependants	783	781	766	746	738	709	686	648	648	627	595	577	577	584	570	550	530	520	500	480	460	440	430	410		
Total Veterans and Total Dependants Overlap	0	1	0	0	0	0	1	0	0	1	2	2	1	1	0	0	0	0	0	0	0	0	0	0		
Nett Total Clients ****	1,932	1,931	1,900	1,812	2,023	2,021	2,021	2,022	2,048	2,100	2,194	2,246	2,364	2,406	2,460	2,550	2,640	2,730	2,820	2,890	2,960	3,030	3,100	3,170		

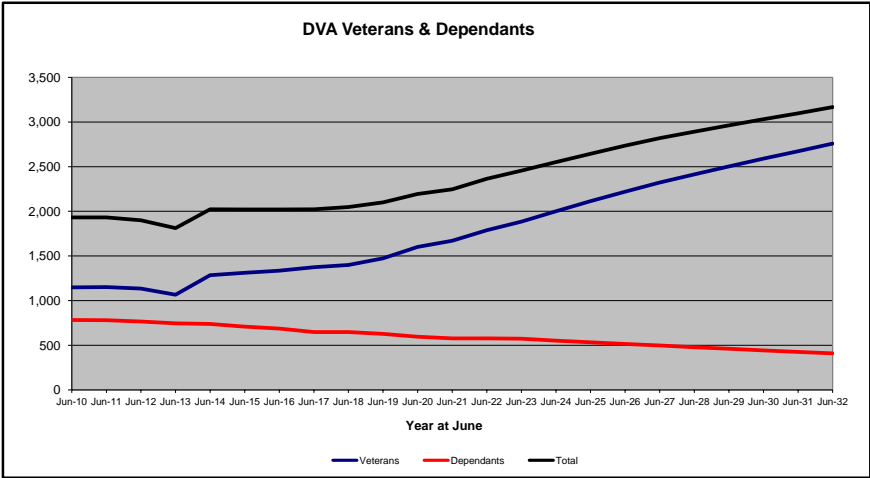
* Starting on 1 January 2022, the Disability Pension has been renamed to the Disability Compensation Payment. This was done to reflect the fact that the Disability Pension is not an income support pension but is instead a compensation payment.

** Adequate Means of Support Pensions (AMS) were granted prior to 6 June 1985. AMS is paid by DVA if the death of an ex-service man or woman is accepted to have been due to war service, and that person's death left a dependant or other near relative without adequate means of support.

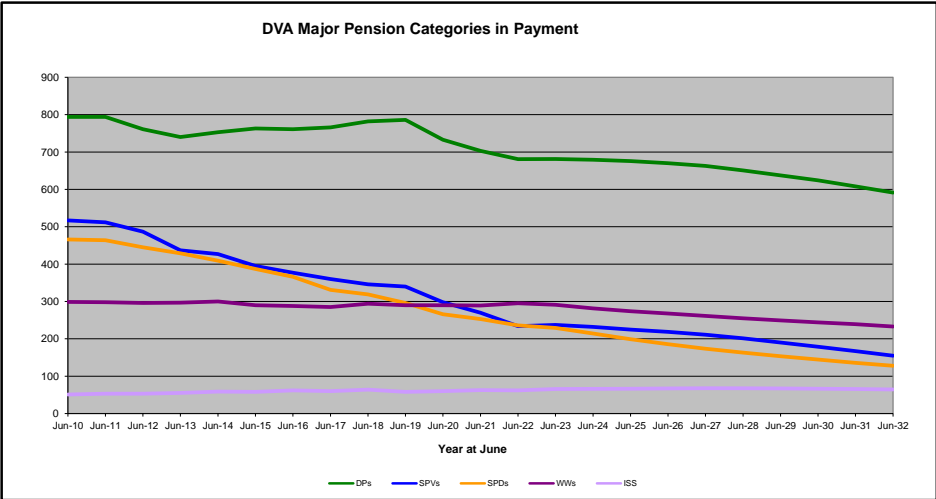
*** DFISA was abolished on 1 January 2022, since the payment became redundant when DVA's Disability Compensation Payment and some other relevant DVA payments were exempted from means tests for social security income support.

**** From June 2014 this report contains a more complete count of total DVA clients. The previous count; Net Total Beneficiaries; included all persons receiving a VEA pension/allowance or holding a treatment or pharmaceutical entitlement card.

In contrast, the Nett Total Client count also includes any veteran with one or more service related disabilities accepted under the DRCA or the MRCA as well as dependent children of veterans currently receiving student payments under the VCES or MRCAETS



Date of Most Recent Actual Data : 4 Jan 2023



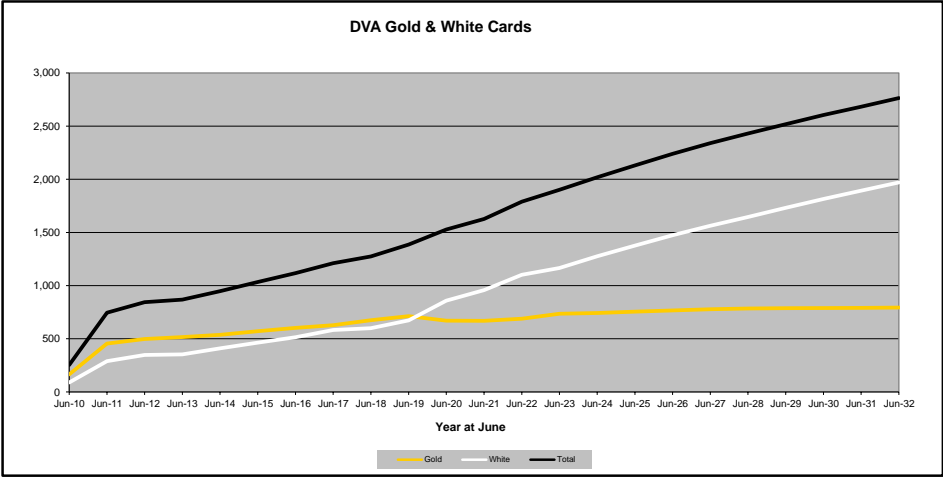
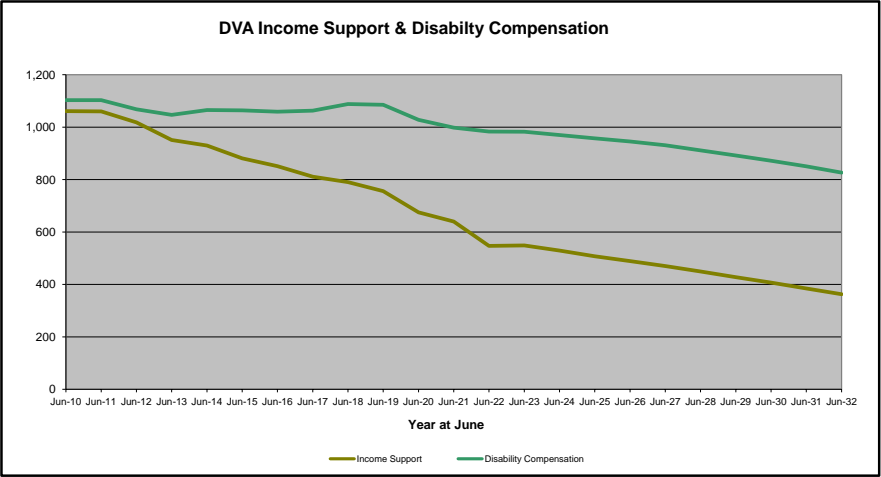
Continued next page

DVA PROJECTED BENEFICIARY NUMBERS WITH ACTUALS TO 31 DECEMBER 2022 - OVERSEAS

Executive Summary of DVA Beneficiaries in Receipt of Pension(s), Allowance(s) or Health Care

BENEFICIARY CATEGORY (Subsets of Net Total Beneficiaries on Previous Page)	ACTUAL DATA														FORECAST DATA											
	June 2010	June 2011	June 2012	June 2013	June 2014	June 2015	June 2016	June 2017	June 2018	June 2019	June 2020	June 2021	June 2022	Dec 2022	June 2023	June 2024	June 2025	June 2026	June 2027	June 2028	June 2029	June 2030	June 2031	June 2032		
Health Treatment Card Holders :																										
Gold Cards	165	455	497	516	537	571	603	628	674	713	670	669	688	732	740	740	760	770	780	790	790	790	790	790		
White Cards	89	290	347	353	410	463	514	583	600	673	858	958	1,102	1,107	1,170	1,280	1,380	1,470	1,560	1,650	1,730	1,810	1,890	1,970		
Total Health Treatment Cards	254	745	844	869	947	1,034	1,117	1,211	1,274	1,386	1,528	1,627	1,790	1,839	1,900	2,020	2,130	2,240	2,340	2,430	2,520	2,600	2,680	2,760		
Repatriation Pharmaceutical Benefits Cards (Orange Cards)	16	50	51	42	45	37	33	28	22	18	9	4	3	3	0	0	0	0	0	0	0	0	0	0		
Other Income Support Categories:																										
Income Support Supplement	51	53	53	55	59	58	62	60	64	58	60	63	62	65	70	70	70	70	70	70	70	70	70	60		
Age Pensioners	3	4	5	6	5	4	8	11	9	12	11	9	14	16	20	20	20	20	20	10	10	10	10	10		
Commonwealth Seniors Health Cards (CSHC)	1	1	1	1	1	1	2	1	1	2	0	0	1	1	0	0	0	0	0	0	0	0	0	0		
Defence Force Income Support Supplement (DFISA) (a)	26	30	32	29	34	40	44	58	59	60	51	54	0	0	0	0	0	0	0	0	0	0	0	0		
Total Income Support Beneficiaries (b)	1,061	1,060	1,020	951	930	881	851	811	790	756	675	640	547	559	550	530	510	490	470	450	430	410	380	360		
Total Disability Compensation Beneficiaries (c)	1,103	1,103	1,070	1,047	1,065	1,064	1,059	1,063	1,088	1,085	1,028	998	983	988	980	970	960	950	930	910	890	870	850	830		

- (a) - DFISA was abolished on 1 January 2022, since the payment became redundant when DVA's Disability Compensation Payment and some other relevant DVA payments were exempted from means tests for social security income support.
- (b) - Includes veteran service pensions, dependant service pensions, income support supplement, age pensions, commonwealth seniors health cards and DFISA recipients.
- (c) - Includes disability, war widow, orphan and adequate means of support pensions.



Date of Most Recent Actual Data : 4 Jan 2023

Glossary

OTHER ABBREVIATIONS	DESCRIPTION
MRCA	Military Rehabilitation and Compensation Act
DRCA	Safety, Rehabilitation and Compensation (Defence - related Claims) Act
VEA	Veterans' Entitlement Act
VCES	Veterans' Child Education Scheme
MRCAETS	Military Rehabilitation and Compensation Act Education and Training Scheme
DCP*	Disability Compensation Payment
SPV	Service Pension Veterans
SPD	Service Pension Dependants
WW	War Widow(er)s
ISS	Income Support Supplement

* Starting on 1 January 2022, the Disability Pension has been renamed to the Disability Compensation Payment.
This was done to reflect the fact that the Disability Pension is not an income support pension but is instead a compensation payment.